

**BOARD OF TRUSTEES
BUILDING COMMITTEE
SAN JACINTO COMMUNITY COLLEGE DISTRICT**

The Building Committee of the Board of Trustees of the San Jacinto Community College District will meet at 3:30 p.m., on Tuesday, May 22, 2018 in Room A1.201 of the Thomas S. Sewell District Administration Building, 4624 Fairmont Parkway, Pasadena, Texas, for a Building Committee Meeting.

AGENDA

- I. Call the Meeting to Order
- II. Roll Call of Committee Members
- III. Approval of Minutes from February 20, 2018 Building Committee Meeting
- IV. Recommended Projects and Delivery Methods which will provide the best value to the College
 - A. Bond Funds
 - 1. Consideration of Approval of Additional Funds for Architect Services
 - 2. Consideration of Approval of Method of Procurement for College Administration Building Renovations
 - 3. Consideration of Approval of GMP for Steel for the Central Campus Welcome Center
 - 4. Consideration of Approval of GMP for Steel for the North Campus Cosmetology and Culinary Center
 - 5. Consideration of Approval of GMP for Steel for the South Campus Engineering and Technology Center
 - 6. Consideration of Approval of GMP for Steel and Pre-Cast Concrete for the South Campus Cosmetology
 - 7. Consideration of Approval of Purchase of Data Storage Systems
 - 8. Consideration of Approval of Funds for Audio Visual Equipment and Services for Central Campus Petrochemical, Energy and Technology
 - 9. Consideration of Approval to Adopt New Prevailing Wage Scale
 - B. Operating Funds
- V. Project Updates
 - A. Bond Funds
 - 1. Safety Metrics
 - 2. Schedule Updates
 - 3. Progress Updates
 - 4. Financial Reports
 - B. Operating Funds
 - 1. Safety Metrics
 - 2. Schedule Updates
 - 3. Progress Updates
 - 4. Financial Reports
- VI. Status of Delegated Authority
- VII. Adjournment

Certificate as to Posting or Giving of Notice

On this day, May 18, 2018 this notice was posted on a bulletin board located at a place convenient to the public in the central administrative office of the San Jacinto Community College District, 4624 Fairmont Parkway, Pasadena, Texas and is readily accessible to the public upon request.

Brenda Hellyer, Ed. D
Chancellor

SAN JACINTO COLLEGE DISTRICT
Building Committee Meeting
February 20, 2018

Members Present: Dan Mims, John Moon, Jr., Marie Flickinger, Erica Davis Rouse

Members Absent: None

Others Trustees Present: None

Others Present: Mel Butler (AECOM), Bill Dowell, Jessica Garcia, Brenda Hellyer, Allatia Harris, Mike Harris, Joe Hebert, Mini Izaguirre, Angela Klaus, Ann Kokx-Templet, Jeff Parks, Charles Smith, Teri Zamora

- I. The meeting was called to order at 3:31 p.m. by Committee Chair, Dan Mims.
- II. Roll Call of Committee Members by Dan Mims
 - a. John Moon, Jr., present
 - b. Marie Flickinger, present
 - c. Erica Davis Rouse, present
 - d. Other Trustees present: None
 - e. Members absent: None
- III. Approval of Minutes from the January 23, 2018 Building Committee Meeting
 - a. Dan Mims presented the minutes of the January 23, 2018 Building Committee meeting. A motion was made by John Moon, Jr. to accept the minutes as presented. This was seconded by Erica Davis Rouse. The minutes were approved as presented.
- IV. Recommended Projects and Delivery Methods which will provide the best value to the College (led by Charles Smith)
 - a. Consideration of Approval of Contract for Construction Audit Services
 - i. This item provides for approval of contract with R.L. Townsend & Associates for construction audit services.
 - ii. R.L. Townsend & Associates will review each project for potential cost savings related to construction billings, contracts and change orders. The firm will also provide compliance assurance and negotiation services with the contractor and other providers necessary to settle related issues.
 - iii. The construction auditor fee will be 0.10 percent of the cost of construction and be assessed on an individual project basis. These expenditures will be funded from the 2015 Bond Program.
 - b. Consideration of Approval of Contract for Replacement of Theater Curtains at South Campus
 - i. This item provides for approval of contract with iStudio Projects, Inc. for replacement of the theater curtains at South Campus Flickinger Fine Arts building.
 - ii. The existing curtains are at end of life. During the previous fifteen years of life,

Building Committee Minutes
February 20, 2018

the curtains have been damaged by water, resulting in degradation of their fire retardant properties. This water damage impacts the life safety properties of the curtains and contributes to the need for replacement.

- iii. The proposed expenditure amount for this request is \$60,545 and will be funded from the 2008 Bond Program.

c. Consideration of Approval of Additional Funds for Data Cabling Services

- i. This item provides for an increase in the contract expenditure limit with Network Cabling Services in the amount of \$552,000. The Board originally approved a contract with Network Cabling Services in August 2017.
- ii. The additional spending authorization will provide for construction of the College Wide Digital Direct Control Network (DDC), Data Closets, and Access Security projects. The proposed expenditures will be funded from the 2015 Bond Program.

V. Project Updates – Bond – (presentation led by Charles Smith)

a. Safety Data

- i. Construction Worksite Safety Metrics document for the period January 1-31, 2018 was presented. It included information such as total program man work hours, quantity of safety observations, OSHA injury/accident statistics and quality assurance measures.
- ii. A report was delivered of a lost work time incident involving an SJC facilities operations employee during the January 1-31, 2018 period. The employee was descending a ladder and apparently missed a rung with his foot, falling to the ground and landing on his side. The individual missed 3 days of work, and has since returned to his normal duties.

b. Master Bond Program Schedule

- i. The schedule of projects was presented and no comments were offered.

c. South Campus – Softball Improvements

- i. The concrete foundation for the bleachers and press box structure was poured. The bleacher assemblies were delivered last week and are now being assembled and installed. The structure will be completed next month.
- ii. Project Manager Connie Miller with AECOM is working with IKLO Construction to get long lead-time items on order for the practice facility.

d. Central Campus – Petrochem

- i. The Petrochem project has suffered a one-month delay due to weather issues. The forecast for the weeks of February 19 and February 26 include more rain.
- ii. Tellepsen has added safety barricades where the foundation has been completed in an effort to minimize potential fall injuries. Parking lots are being completed and the next section of foundation is being prepared for concrete pour.
- iii. Structural steel has begun to be delivered to the site, and erection should begin

Building Committee Minutes
February 20, 2018

before the end of February.

- e. Central Campus – Welcome Center
 - i. The Welcome Center project is on track with revised building exteriors submitted to key project members at the beginning of February.
- f. North Campus – Cosmetology and Culinary
 - i. The North Cosmetology and Culinary building detailed design is progressing well. In December, concern was expressed about the building exterior appearance. In response to this concern, the Architects were requested to produce a design that resembled the more recently constructed buildings on campus.
 - ii. The most recent design integrates well the rest of campus and does not increase the project budget.
 - iii. A reminder was delivered that the project is approximately \$5 million over the original budget with little expectation that we will be able to reduce the amount significantly while sustaining the established program requirements.
- g. North Campus – Underground Utility Tunnel
 - i. The solicitation for the North Campus Utility Tunnel renovation project has been issued with final selections scheduled for March 20, 2018.
 - ii. The request for FEMA reimbursement for replacement of hurricane damaged insulation will result in reimbursement to the College. This reimbursement, when received, will be applied to this overall renovation project.
- h. North Campus – Spencer, Brightwell, and Wheeler Renovation
 - i. The initial review of Spencer, Brightwell, and Wheeler with HKS Architects is scheduled to begin the week of February 19, 2018.
 - ii. HKS Architects is beginning their design process with a full architectural, structural, mechanical, electrical, plumbing, and accessibility assessment study.
- i. North Campus - Burleson Building Early College High School Renovation Study
 - i. Kirksey Architects initiated a facility condition assessment of the Burleson building the week of February 12, 2018.
 - ii. Kirksey Architects will beginning their design process with a full architectural, structural, mechanical, electrical, plumbing, and accessibility assessment study.
- j. South Campus – Cosmetology Building
 - i. The structure of the South Cosmetology building has changed from totally cast concrete to combination steel structure with pre-cast concrete walls. That has caused some minor changes in the exterior appearance of the building, but provided improvement to the overall building constructability.
 - ii. The proposed brick accent colors were discussed by the Committee. Concern was expressed over the color chosen as related to the Welcome Center and some felt it was not an appropriate blend with the campus. It was agreed that the color would

Building Committee Minutes
February 20, 2018

be acceptable as an accent on this new building and would blend with the colors already used on the campus.

- k. South Campus – Engineering & Technology Building
 - i. Design of the Engineering & Technology Center is progressing well. The exterior appearance will blend the historical pre-cast concrete architecture of the original campus buildings with the more modern Science & Allied Health building, without deviating from the campus architectural design standards.
 - l. South Campus – HVAC Building
 - i. Huitt-Zollers has been engaged to complete the architectural design of the HVAC Technology building.
 - ii. Construction Masters is in the process of completing the preliminary structural repairs so that renovation work can begin immediately following completion of detailed design.
 - m. South Campus – Longenecker Renovation
 - i. The campus project team has returned comments on the Longenecker architectural programming document. With this, it is expected that the final programming report will be issued next month and detailed design work can begin.
 - n. Campus Wide – Direct Digital Control (DDC) Network
 - i. As of February 6, 2018, all work on Phase 1 of the Campus Wide DDC project is complete. ACR Engineering is currently reviewing all of the installations to ensure there are no residual issues before beginning work on plans and specifications for the next phase.
 - o. Campus Wide – Data Closets
 - i. No construction work on the Campus Wide Data Closets project has commenced to date.
 - ii. Permits for the North and Central Campuses are in hand. With the South Campus project, the second round of design questions are being addressed with the City of Houston.
- VI. Financial Report – 2008 Bond, 2008 Supplemental Bond, 2015 Revenue, and 2015 Bond Projects
- a. 2008 Bond
 - i. We have expended 98 percent of the 2008 Bond program funds.
 - ii. The remaining active projects are the South Campus Softball improvements and the 27 contingency supplemental projects. The first 17 projects within the contingency supplemental projects are listed on the 2008 Bond Program financial summary report. The remaining 10 projects are in various stages of funding authorization or procurement and will be added to the list once the administrative tasks are completed.

Building Committee Minutes
February 20, 2018

- b. 2015 Revenue Bond
 - i. The 2015 Revenue Bond program has approximately \$5 million remaining in the North CIT project.
 - ii. The project team conducted the 11-month closeout review and are actively pursuing a number of outstanding items before submitting final pay applications.
 - c. 2015 Bond Projects
 - i. There have been no significant changes since last month, although as stated previously, we will be bringing forward a request for realignment of project budget amounts in the near future.
- VII. Operating Fund Report (R&R)
- i. The majority of these projects have not yet reached the implementation stage. Approximately 5.3 percent of our R&R funds have been expended as of January 31, 2018.
 - ii. The Energy Conservation LED retrofit project is both on schedule and on budget.
- VIII. Adjournment – The meeting was adjourned at 4:19 p.m.

Purchase Request #1
Regular Board Meeting June 4, 2018
Consideration of Approval of Additional Funds for Architect Services

ADMINISTRATION RECOMMENDATION/REPORT

The administration recommends that the Board of Trustees approve additional funds for architectural services provided by Huitt-Zollars, Inc., Kirksey Architects, Inc., and Page Southerland Page, Inc. for the 2015 Bond Program.

BACKGROUND

In June 2016, the Board approved a pool of architects for 2015 Bond Program projects. A review process was conducted to assess which firms were best suited to each project. Architects for projects were evaluated and proposed by staff, and subsequently approved by the Board of Trustees for individual projects as dictated by the Bond Program master schedule in effect at that time. Since those approvals, the estimated cost of construction, which is the underlying basis for calculating the architect's fee, has increased due numerous factors including updates to the building codes, particularly as related to energy efficiency, effects of Hurricane Harvey on the cost of local labor and materials, cost increases due to typical annual inflation, increases in the price of steel, and meeting the needs of the academic programs.

Architectural services are classified as professional services pursuant to Section 2254 of the Texas Government Code and are awarded based on the firm's qualifications relative to each project. Huitt-Zollars, Kirksey, and Page are three of the seven architectural firms who were approved to be utilized for the 2015 Bond Program and are working on current projects.

IMPACT OF THIS ACTION

This action requests authorization to increase the expenditures for architect services to be in accordance with the increased cost of work for the following projects: Central Campus Welcome Center, North Campus Cosmetology-Culinary Center, South Campus Cosmetology Center, South Campus Engineering and Technology Center, South Campus HVAC Technology Building.

BUDGET INFORMATION (INCLUDING ANY STAFFING IMPLICATIONS)

Previously, the Board approved expenditures for architect services based on the original estimated cost of work and Board approved fees established for projects in the Bond programs. Due to the projects' budget increases, the revised anticipated expenditures for architect services are as follows:

Vendor	Project	Fee%	Revised Estimated Cost of Work	Change in Fee	Revised Estimated Fee
Kirksey	South Campus Engineering and Technology Center	6%	\$24,072,064	\$454,324	\$1,444,324
Page	Central Campus Welcome Center	6%	\$18,091,364	\$185,482	\$1,085,482

Purchase Request #1
Regular Board Meeting June 4, 2018
Consideration of Approval of Additional Funds for Architect Services

<i>Table Continued</i>					
Vendor	Project	Fee%	Revised Estimated Cost of Work	Change in Fee	Revised Estimated Fee
Huitt-Zollars	South Campus HVAC Technology Bldg. Renovation	7.5%	\$2,782,794	\$100,763	\$208,710
Huitt-Zollars	North Campus Cosmetology- Culinary Center	6%	\$21,943,962	\$416,638	\$1,316,638
Huitt-Zollars	South Campus Cosmetology Center	6.25%	\$12,884,427	\$180,277	\$805,277

These expenditures will be funded from the 2015 Bond Program.

MONITORING AND REPORTING TIMELINE

These projects will be monitored by San Jacinto College Facilities Services personnel and program management provided by AECOM personnel.

ATTACHMENTS

Attachment No. 1 – Board Approved Architect Services Fee Schedule

RESOURCE PERSONNEL

Bryan Jones	281-998-6343	bryan.jones@sjcd.edu
Chuck Smith	281-998-6341	charles.smith@sjcd.edu
Ann Kokx-Templet	281-998-6103	ann.kokx-templet@sjcd.edu
Angela Klaus	281-998-6327	angela.klaus@sjcd.edu

**Attachment No. 1
Architecture Services Fee Schedule
San Jacinto Community College District
Board Approved June 6, 2016**

Architecture services fees

New construction and substantial new construction

- > \$15 million – 6.0%
- > \$10 million - \$15 million – 6.25%
- > \$3 million - \$10 million – 6.5%
- \$500,000 - \$3 million – 7.0%
- <\$500,000 - Negotiable

Renovations -

- > \$3 million – 7.0%
- \$500,000 - \$3 million – 7.5%
- < \$500,000 - Negotiable

Purchase Request #2
Regular Board Meeting June 4, 2018
Consideration of Approval of Method of Procurement for
College Administration Building Renovations

ADMINISTRATION RECOMMENDATION/REPORT

The administration recommends that the Board of Trustees approve the Job Order Contracting (JOC) method of procurement for renovations required at the College administration buildings.

BACKGROUND

Previous renovations at the A-1 building provided for updated and more efficient office spaces for ITS, Marketing, and the Grants departments. Following these renovations, it was discovered that deficiencies existed with ADA (Americans with Disabilities Act) standards compliance. This proposed renovation will provide for correction of code deficiencies at the first and second floor stairways, hallways and restrooms and accessible automobile parking spaces. In addition, several other minor renovation and repair projects planned for A-1 have been combined with the ADA compliance project and incorporated into the overall project management, coordination, and scheduling. The additions include updating the main lobby, building front entrance, and outdoor lighting, other office renovations at the A-1 building. Limited building foundation repair work is planned for both A-1 and A-2 buildings.

The method of procurement is being requested in accordance with Section 2269.056 of the Texas Government Code. The JOC method is in accordance with Section 2269.401 of the Texas Government Code and is recommended for this project in order to provide timely and adequate oversight of the multiple components of the projects.

IMPACT OF THIS ACTION

Approval of this request will allow for the completion of construction necessary to bring the building into code compliance and completion of other renovations that will provide for improved building operations, updated spaces, and program efficiencies.

BUDGET INFORMATION (INCLUDING ANY STAFFING IMPLICATIONS)

The estimated cost of construction work for this project is \$1,150,000. Funding will be provided from the 2008 Bond Program.

MONITORING AND REPORTING TIMELINE

The construction phase of this project will require approximately one hundred and eighty (180) days to complete and will be managed by Facilities Services personnel.

ATTACHMENTS

None

Purchase Request #2
Regular Board Meeting June 4, 2018
Consideration of Approval of Method of Procurement for
College Administration Building Renovations

RESOURCE PERSONNEL

Bryan Jones	281-998-6343	bryan.jones@sjcd.edu
Bill Dowell	281-998-6122	william.dowell@sjcd.edu
Ann Kokx-Templet	281-998-6103	ann.kokx-templet@sjcd.edu
Angela Klaus	281-998-6106	angela.klaus@sjcd.edu

Purchase Request #3
Board Meeting June 4, 2018

**Consideration of Approval of Guaranteed Maximum Price for Steel
for the Central Campus Welcome Center**

ADMINISTRATION RECOMMENDATION/REPORT

The administration recommends that the Board of Trustees authorize the Chancellor or her designee to approve a Guaranteed Maximum Price (GMP) not to exceed \$1,116,205 for fabricated structural steel at the Central Campus Welcome Center.

BACKGROUND

In August 2017, the Board approved a contract with Tellepsen Builders, L.P. (Tellepsen) for Construction Manager-at-Risk (CMR) services for Project 17-23 in order to construct the new Central Campus Welcome Center. To date, Tellepsen has provided preconstruction services, including constructability and cost estimating services to the design team. Due to the currently escalating steel market, authorization to negotiate and purchase the building's steel package as a phased component of the full GMP is requested. Under this authority, Tellepsen will solicit and receive and review bids for the project's required structural steel. Responsive proposals will be assessed for accuracy and completeness, and the fabricator offering the best value to the College will be contracted by Tellepsen to provide the required materials.

Any sub-contract awarded under this authority shall comply with Chapters 2258 and 2269 of the Texas Government Code regarding prevailing wage rates and the review of bids and proposals, respectively.

IMPACT OF THIS ACTION

Approval of this action will authorize the purchase of Welcome Center project structural steel at the currently budgeted amount. This will enable the College to deliver the project within the authorized budget. Subsequent phases of the work will be presented as required to ensure that the project GMP remains within the overall authorized budget.

BUDGET INFORMATION (INCLUDING ANY STAFFING IMPLICATIONS)

The GMP for the steel fabrication phase of the project will not exceed \$1,116,205. Funding will be provided from the 2015 Bond Program.

MONITORING AND REPORTING TIMELINE

The building is scheduled to be completed by November 2019 and all work will be monitored by San Jacinto College Facilities Services personnel.

ATTACHMENTS

None

Purchase Request #3
Board Meeting June 4, 2018

**Consideration of Approval of Guaranteed Maximum Price for Steel
for the Central Campus Welcome Center**

RESOURCE PERSONNEL

Bryan Jones	281-998-6343	bryan.jones@sjcd.edu
Charles Smith	281-998-6122	charles.smith@sjcd.edu
Ann Kokx-Templet	281-998-6103	ann.kokx-templet@sjcd.edu
Angela Klaus	281-998-6327	angela.klaus@sjcd.edu

Purchase Request #4
Board Meeting June 4, 2018

**Consideration of Approval of Guaranteed Maximum Price for Steel
for the North Campus Cosmetology and Culinary Center**

ADMINISTRATION RECOMMENDATION/REPORT

The administration recommends that the Board of Trustees authorize the Chancellor or her designee to approve a Guaranteed Maximum Price (GMP) not to exceed \$1,259,626 for fabricated structural steel at the North Campus Cosmetology and Culinary Center.

BACKGROUND

In January 2017, the Board approved a contract with Tellepsen Builders, L.P. (Tellepsen) for Construction Manager-at-Risk (CMR) services for Project 17-06 to construct the new North Campus Cosmetology and Culinary Center. Tellepsen has provided preconstruction services, including constructability and cost estimating services to the design team. Due to the currently escalating steel market, authorization to negotiate and purchase the building's steel package as a phased component of the full GMP is requested. Under this authority, Tellepsen will solicit and receive and review bids for the project's required structural steel. Responsive proposals will be assessed for accuracy and completeness, and the fabricator offering the best value to the College will be contracted by Tellepsen to provide the required materials.

Any sub-contract awarded under this authority shall comply with Chapters 2258 and 2269 of the Texas Government Code regarding prevailing wage rates and the review of bids and proposals, respectively.

IMPACT OF THIS ACTION

Approval of this action will authorize the purchase of Cosmetology and Culinary Center project structural steel at the currently budgeted amount. This will enable the College to deliver the project within the authorized budget. Subsequent phases of the work will be presented as required to ensure that the project GMP remains within the overall authorized budget.

BUDGET INFORMATION (INCLUDING ANY STAFFING IMPLICATIONS)

The GMP for the steel fabrication phase of the project will not exceed \$1,259,626. Funding will be provided from the 2015 Bond Program.

MONITORING AND REPORTING TIMELINE

The building is scheduled to be completed by November 2019 and all work will be monitored by San Jacinto College Facilities Services personnel.

ATTACHMENTS

None

Purchase Request #4
Board Meeting June 4, 2018

**Consideration of Approval of Guaranteed Maximum Price for Steel
for the North Campus Cosmetology and Culinary Center**

RESOURCE PERSONNEL

Bryan Jones	281-998-6343	bryan.jones@sjcd.edu
Charles Smith	281-998-6122	charels.smith@sjcd.edu
Ann Kokx-Templet	281-998-6103	ann.kokx-templet@sjcd.edu
Angela Klaus	281-998-6327	angela.klaus@sjcd.edu

Purchase Request #5
Board Meeting June 4, 2018

**Consideration of Approval of Guaranteed Maximum Price for Steel
for the South Campus Engineering and Technology Center**

ADMINISTRATION RECOMMENDATION/REPORT

The administration recommends that the Board of Trustees authorize the Chancellor or her designee to approve a Guaranteed Maximum Price (GMP) not to exceed \$2,034,610 for fabricated structural steel at the South Campus Engineering and Technology Center.

BACKGROUND

In September 2017, the Board approved a contract with Tellepsen Builders, L.P. (Tellepsen) for Construction Manager-at-Risk (CMR) services for Project 18-03 in order to construct the new South Campus Engineering and Technology Center. To date, Tellepsen has provided preconstruction services, including constructability and cost estimating services to the design team. Due to the currently escalating steel market, authorization to negotiate and purchase the building's steel package as a phased component of the full GMP is requested. Under this authority, Tellepsen will solicit and receive and review bids for the project's required structural steel. Responsive proposals will be assessed for accuracy and completeness, and the fabricator offering the best value to the College will be contracted by Tellepsen to provide the required materials.

Any sub-contract awarded under this authority shall comply with Chapters 2258 and 2269 of the Texas Government Code regarding prevailing wage rates and the review of bids and proposals, respectively.

IMPACT OF THIS ACTION

Approval of this action will authorize the purchase of Engineering and Technology Center project structural steel at the currently budgeted amount. This will enable the College to deliver the project within the authorized budget. Subsequent phases of the work will be presented as required to ensure that the project GMP remains within the overall authorized budget.

BUDGET INFORMATION (INCLUDING ANY STAFFING IMPLICATIONS)

The GMP for the steel fabrication phase of the project will not exceed \$2,034,610. Funding will be provided from the 2015 Bond Program.

MONITORING AND REPORTING TIMELINE

The building is scheduled to be completed by October 2019 and all work will be monitored by San Jacinto College Facilities Services personnel.

ATTACHMENTS

None

Purchase Request #5
Board Meeting June 4, 2018

**Consideration of Approval of Guaranteed Maximum Price for Steel
for the South Campus Engineering and Technology Center**

RESOURCE PERSONNEL

Bryan Jones	281-998-6343	bryan.jones@sjcd.edu
Charles Smith	281-998-6122	charles.smith@sjcd.edu
Ann Kokx-Templett	281-998-6103	ann.kokx-templet@sjcd.edu
Angela Klaus	281-998-6327	angela.klaus@sjcd.edu

Purchase Request #6
Board Meeting June 4, 2018

**Consideration of Approval of Guaranteed Maximum Price for Steel and
Pre-Cast Concrete for the South Campus Cosmetology Center**

ADMINISTRATION RECOMMENDATION/REPORT

The administration recommends that the Board of Trustees authorize the Chancellor or her designee to approve a Guaranteed Maximum Price (GMP) not to exceed \$1,172,360 for fabricated structural steel and pre-cast concrete panels at the South Campus Cosmetology Center.

BACKGROUND

In January 2017, the Board approved a contract with Brookstone Construction (Brookstone) for Construction Manager-at-Risk (CMR) services for Project 17-08 in order to construct the new South Campus Cosmetology Center. To date, Brookstone has provided preconstruction services, including constructability and cost estimating services to the design team. Due to the currently escalating steel market and manufacturing lead times, authorization to negotiate and purchase the building's structural steel and pre-cast concrete packages as phased components of the full GMP is requested. Under this authority, Brookstone will solicit and receive and review bids for the project's required structural steel and pre-cast concrete panels. Responsive proposals will be assessed for accuracy and completeness, and the fabricators offering the best value to the College will be contracted by Brookstone to provide the required materials.

Any sub-contracts awarded under this authority shall comply with Chapters 2258 and 2269 of the Texas Government Code regarding prevailing wage rates and the review of bids and proposals, respectively.

IMPACT OF THIS ACTION

Approval of this action will authorize the purchase of Cosmetology Center project structural steel and pre-cast panels at the currently budgeted amount. This will enable the College to deliver the project within the authorized budget and timeline. Subsequent phases of the work will be presented as required to ensure that the project GMP remains within the overall authorized budget.

BUDGET INFORMATION (INCLUDING ANY STAFFING IMPLICATIONS)

The GMP for the steel fabrication and pre-cast concrete panel fabrication of the project will not exceed \$1,172,360. Funding will be provided from the 2015 Bond Program.

MONITORING AND REPORTING TIMELINE

The building is scheduled to be completed by September 2019 and all work will be monitored by San Jacinto College Facilities Services personnel.

ATTACHMENTS

None

Purchase Request #6
Board Meeting June 4, 2018

**Consideration of Approval of Guaranteed Maximum Price for Steel and
Pre-Cast Concrete for the South Campus Cosmetology Center**

RESOURCE PERSONNEL

Bryan Jones	281-998-6343	bryan.jones@sjcd.edu
Charles Smith	281-998-6122	charles.smith@sjcd.edu
Ann Kokx-Templet	281-998-6103	ann.kokx-templet@sjcd.edu
Angela Klaus	281-998-6327	angela.klaus@sjcd.edu

ADMINISTRATION RECOMMENDATION/REPORT

The administration recommends that the Board of Trustees approve the purchase of data storage systems with Oracle Corporation (Oracle) for the Information Technology Services (ITS) department.

BACKGROUND

The College's enterprise resource planning software, Banner, utilizes data storage components that have reached the end of their planned useful life. This storage system contains business critical data needed to support College operations. ITS recommends a planned replacement cycle for all critical data management infrastructure to help ensure the reliability of services delivered.

Oracle has a contract through the Texas Department of Information Resources (DIR) cooperative contracts program to provide Oracle branded hardware, servers, software, Software as a Service (SaaS), database, and enterprise data storage solutions that can provide the necessary resources. The contract number is DIR-TSO-2539, and complies with the competitive procurement requirement in Section 44.031 of the Texas Education Code and is permitted through Section 791.011(g) of the Texas Government Code.

IMPACT OF THIS ACTION

Proactive replacement of aging technology devices will help ensure the College does not encounter unexpected system outages that would impact critical operations and business continuity.

BUDGET INFORMATION (INCLUDING ANY STAFFING IMPLICATIONS)

The estimated expenditure for this request is \$140,000, and will be funded from the 2008 Bond Program.

MONITORING AND REPORTING TIMELINE

Replacement of the storage system will be completed in calendar year 2018 and all work will be monitored by San Jacinto College ITS personnel.

ATTACHMENTS

None

RESOURCE PERSONNEL

Allen Bourque	281-922-3494	allen.bourque@sjcd.edu
Jeff Tambrella	281-998-6353	jeff.tambrella@sjcd.edu
Charity Simpson	281-998-6328	charity.simpson@sjcd.edu
Bryan Jones	281-998-6343	bryan.jones@sjcd.edu

Purchase Request # 8
Regular Board Meeting June 4, 2018

Consideration of Approval of Funds for Audio Visual Equipment and Services

ADMINISTRATION RECOMMENDATION/REPORT

The administration recommends that the Board of Trustees approve expenditures for audio visual equipment and related installation services with Network Cabling Services (NCS) for the Central Campus Center for Petrochemical, Energy and Technology (CPET) facility.

BACKGROUND

The Center for Petrochemical, Energy and Technology is the first facility scheduled for completion in the 2015 Bond program. The CPET building will require audio visual systems throughout the facility to support standard and customized classroom instruction, simulation system spaces, conference rooms, and a special events space.

Quotes were obtained from four (4) firms, all of whom have been awarded a cooperative contract following an approved competitive procurement process. Additionally, the proposals from these firms were evaluated to determine which would provide the best value to the College on this project. The proposal from NCS offered the lowest price and best geographic proximity to the Central Campus.

NCS has a proven record of success supporting the College, having completed numerous successful installations with the 2008 Bond program.

NCS has a contract awarded through the Texas BuyBoard cooperative contracts program to provide audio visual equipment and installation, Contract Number 563-18, which satisfies the requirement for competitive bidding as stated in Section 44.031 of the Texas Education Code and 791.001(g) of the Government Code.

IMPACT OF THIS ACTION

This award will include the materials and related installation services necessary for the audio - visual systems proposed for use in all instructional spaces and the event spaces within the CPET building. These systems are essential to the College instructional and community engagement mission.

BUDGET INFORMATION (INCLUDING ANY STAFFING IMPLICATIONS)

The estimated expenditure for these items and related services is \$1,050,000. Expenditures related to the main lobby event space will total approximately \$440,000. The remaining \$610,000 will be used to equip the building's instructional spaces and conference rooms. Funding will be provided from the 2015 Bond Program.

MONITORING AND REPORTING TIMELINE

This project will be completed by August 2019 and all work will be monitored by San Jacinto College Facilities Services and Information Technology Services personnel.

Purchase Request # 8
Regular Board Meeting June 4, 2018

Consideration of Approval of Funds for Audio Visual Equipment and Services

ATTACHMENTS

None

RESOURCE PERSONNEL

Bryan Jones	281-998-6343	bryan.jones@sjcd.edu
Jeff Tambrella	281-998-6353	jeff.tambrella@sjcd.edu
Charity Simpson	281-998-6328	charity.simpson@sjcd.edu

Action Item ““
Regular Board Meeting June 4, 2018
Consideration of Approval of Adopting Prevailing Wage Scale

ADMINISTRATION RECOMMENDATION/REPORT

The administration recommends that the Board of Trustees adopt the Prevailing Wage Rates – School Construction Trades for the Texas Gulf Coast Area as the official Prevailing Wage Rates of San Jacinto College.

BACKGROUND

Texas Government Code §2258 requires that all contracts for public works awarded by the College stipulate the general prevailing wage rates for each craft or type of worker required to execute the contract. The College is further tasked with ensuring that all contractors and sub-contractors pay their employees in accordance with this schedule, or impose a penalty of \$60 per worker per day for any infractions. Enforcement of the Prevailing Wage Rate rules is not discretionary.

In the past, the College had adopted the prevailing wage rates of Harris County. For reasons unknown, those schedules and the federal Davis-Bacon wage rates upon which they are based were found to deviate significantly from current market conditions as reported by the College’s awarded construction managers.

Reporting separately, the contractors for each of the College’s new construction projects stated: the wage scale is having a significant impact on several trades, is higher than market, and does not necessarily represent reality in the market in terms of true common crew mixes that, in turn, can create significant issues when proving up cost compliance.

The College compared the Prevailing Wages published by all surrounding counties and the City of Houston. We did in fact find a number of inconsistencies in the reported wages for the same trade in adjacent jurisdictions. In some cases, these variances were more than double. Accordingly, the College determined that it would be in the best interests of our stakeholders to determine a prevailing wage rate by survey as allowed by TGC 2258.022. That survey was conducted by the architectural firm of PBK.

IMPACT OF THIS ACTION

Based on cost estimates prepared by the construction managers for the College’s new construction projects, the impact of the higher prevailing wage rate document previously utilized ranged from 3-4 percent higher than the rates compiled by PBK. When extrapolated to the remaining construction and renovation projects, adoption of the proposed Prevailing Wage Rate scale could potentially save an amount between \$8.5 to \$11 million dollars which will allow the projects to remain at the current size and scope.

BUDGET INFORMATION (INCLUDING ANY STAFFING IMPLICATIONS)

This action will not adversely affect any Bond Program project budget.

Action Item “ “
Regular Board Meeting June 4, 2018
Consideration of Approval of Adopting Prevailing Wage Scale

MONITORING AND REPORTING TIMELINE

Each project will be awarded at a contract price to be approved by the Board and reported upon monthly.

ATTACHMENTS

Attachment 1 – Board Resolution and Prevailing Wage Rates

RESOURCE PERSONNEL

Bryan Jones	281-998-6343	bryan.jones@sjcd.edu
Chuck Smith	281-998-6341	charles.smith@sjcd.edu
Ann Kokx-Templett	281-998-6103	ann.kokx-templet@sjcd.edu
Angela Klaus	281-998-6327	angela.klaus@sjcd.edu

**RESOLUTION OF THE BOARD OF TRUSTEES OF THE
SAN JACINTO COMMUNITY COLLEGE DISTRICT**

The Board of Trustees of the San Jacinto Community College District (“College”) hereby makes the following findings in connection with College public works projects:

1. Texas Government Code Chapter 2258 requires governmental entities to adopt Prevailing Wage Rates setting the minimum hourly wages paid to be paid to construction workers engaged in public works projects for the College;
2. PBK Architects, Inc., on behalf of school districts and junior college districts in the Houston area, conducted a survey of Prevailing Wage Rates for construction trades in accordance with the requirements of Texas Government Code Chapter 2258;
3. The results of such survey are attached as Exhibit “A.”

BE IT, THEREFORE, RESOLVED that San Jacinto Community College District hereby adopts the Prevailing Wages reflected in Exhibit A for use on all College public works projects advertised on or after June 5, 2018.

Passed the 4th day of June 2018.

Marie Flickinger
President, Board of Trustees
San Jacinto Community College District

Attest: _____
Keith Sinor
Secretary, Board of Trustees
San Jacinto Community College District

Exhibit A

Prevailing Wage Rate Determination Information

The following information is from Chapter 2258 Texas Government Code:

2258.021. Right to be Paid Prevailing Wage Rates.

- (a) A worker employed on a public work by or on behalf of the state or a political subdivision of the state shall be paid:
 - (1) not less than the general prevailing rate of per diem wages for work of a similar character in the locality in which the work is performed; and
 - (2) not less than the general prevailing rate of per diem wages for legal holiday and overtime work.
- (b) Subsection (a) does not apply to maintenance work.
- (c) A worker is employed on a public work for the purposes of this section if the worker is employed by a contractor or subcontractor in the execution of a contract for the public work with the state, a political subdivision of the state, or any officer or public body of the state or a political subdivision of the state.

2258.023. Prevailing Wage Rates to be Paid by Contractor and Subcontractor; Penalty.

- (a) The contractor who is awarded a contract by a public body or a subcontractor of the contractor shall pay not less than the rates determined under Section 2258.022 to a worker employed by it in the execution of the contract.
- (b) A contractor or subcontractor who violates this section shall pay to the state or a political subdivision of the state on whose behalf the contract is made, \$60 for each worker employed for each calendar day or part of the day that the worker is paid less than the wage rates stipulated in the contract. A public body awarding a contract shall specify this penalty in the contract.
- (c) A contractor or subcontractor does not violate this section if a public body awarding a contract does not determine the prevailing wage rates and specify the rates in the contract as provided by Section 2258.022.
- (d) The public body shall use any money collected under this section to offset the costs incurred in the administration of this chapter.
- (e) A municipality is entitled to collect a penalty under this section only if the municipality has a population of more than 10,000.

2258.051. Duty of Public Body to Hear Complaints and Withhold Payment.

A public body awarding a contract, and an agent or officer of the public body, shall:

- (1) take cognizance of complaints of all violations of this chapter committed in the execution of the contract; and
- (2) withhold money forfeited or required to be withheld under this chapter from the payments to the contractor under the contract, except that the public body may not withhold money from other than the final payment without a determination by the public body that there is good cause to believe that the contractor has violated this chapter.

Prevailing Wage Rates - School Construction Trades
Effective March 1, 2016
Texas Gulf Coast Area

Classification	Hourly Rate
Asbestos Worker	\$15.42
Bricklayers; Masons	\$18.34
Carpenters/Caseworker	\$21.50
Carpet Layers/Floor Installers	\$20.03
Concrete Finishers	\$16.13
Data Comm / Telecom Installer	\$23.50
Drywall Installers; Ceiling Installers	\$16.69
Electricians	\$22.44
Elevator Mechanics	\$30.00
Fire Proofing Installer	\$19.13
Glaziers	\$19.87
Heavy Equipment Operators	\$18.18
Insulators	\$16.16
Ironworkers	\$18.14
Laborers, General	\$11.81
Lather / Plasterer	\$18.03
Light Equipment Operators	\$15.21
Metal Building Assemblers	\$17.53
Millwrights	\$20.69
Painters/Wall Covering Installers	\$15.75
Pipefitters	\$25.70
Plumbers	\$26.50
Roofers	\$18.80
Sheet Metal Workers	\$20.46
Sprinkler Fitters	\$25.10
Steel Erector	\$19.33
Terrazzo Workers	\$19.67
Tile Setters	\$19.83
Waterproofers/Caulkers	\$19.00

This document was developed by PBK Architects, Inc., in strict accordance with the Texas Government Code, Chapter 2258.

**Prevailing Wage Rates
Worker Classification Definition Sheet**

Asbestos Worker	Worker who removes & disposes of asbestos materials.
Bricklayers/Masons	Craftsman who works with masonry products, stone, brick, block or any material substituting for those materials & accessories.
Carpenter / Caseworker	Worker who builds wood structures or structures of any material which has replaced wood. Includes rough & finish carpentry, hardware and trim.
Carpet Layer / Floor Installer	Worker who installs carpets and/or floor coverings-vinyl tile.
Concrete Finisher	Worker who floats, trowels and finishes concrete.
Data Comm / Telecom Installer	Worker who installs data/telephone & television cable and associated equipment and accessories.
Drywall / Ceiling Installer	Worker who installs metal framed walls & ceilings, drywall coverings, ceiling grids & ceilings.
Electrician	Skilled craftsman who installs or repairs electrical wiring & devices. Includes fire alarm systems & HVAC electrical controls.
Elevator Mechanic	Craftsman skilled in the installation & maintenance of elevators.
Fire Proofing Installer	Worker who sprays or applies fire proofing materials.
Glazier	Worker who installs glass, glazing and glass framing.
Heavy Equipment Operator	Includes, but not limited to, all Cat tractors, all derrick-powered, all power operated cranes, back-hoe, back-filler, power operated shovel, winch truck, all trenching machines.
Insulator	Worker who applies, sprays or installs Insulation.
Iron Worker	Skilled craftsman who erects structural steel framing & installs structural concrete Rebar.
Laborer / Helper	Worker qualified for only unskilled or semi-skilled work. Lifting, carrying materials & tools, hauling, digging, clean-up.
Lather / Plasterer	Worker who installs metal framing & lath. Worker who applies plaster to lathing and installs associated accessories.
Light Equipment Operator	Includes, but not limited to, air compressors, truck crane driver, flex plane, building elevator, form grader, concrete mixer (less than 14cf), conveyer.
Metal Building Assembler	Worker who assembles pre-made metal buildings.
Millwright	Mechanic specializing in the installation of heavy machinery, conveyance, wrenches, dock levelers, hydraulic lifts & align pumps.
Painter / Wall Covering Installer	Worker who prepares wall surfaces & applies paint and/or wall coverings, tape and bedding.
Pipefitter	Trained worker who installs piping systems, chilled water piping & hot water (boiler) piping, pneumatic tubing controls, chillers, boilers & associated mechanical equipment.
Plumber	Skilled craftsman who installs domestic hot & cold water piping, waste piping, storm system piping, water closets, sinks, urinals, and related work.
Rofer	Worker who installs roofing materials, Bitumen (asphalt & coal tar) felts, flashings, all types roofing membranes & associated products.
Sheet Metal Worker	Worker who installs sheet metal products. Roof metal, flashings & curbs, ductwork, mechanical equipment and associated metals.
Sprinkler Fitter	Worker who installs fire sprinkler systems & fire protection equipment.
Steel Erector	Worker who erects and dismantles structural steel frames of buildings and other structures
Terrazzo Worker	Craftsman who places & finishes Terrazzo.
Tile Setter	Worker who prepares wall and/or floor surfaces & applies ceramic tiles to these surfaces.
Waterproofer / Caulker	Worker who applies water proofing material to buildings. Products include sealant, caulk, sheet membrane, liquid membranes, sprayed, rolled or brushed.

Worksite Safety Measures

Large Capital Projects
Through April 30, 2018

Metrics	Total This Period*	Total Program To Date
Projects Under Construction	2	5
Man-Hours Worked (MHW)	18,608	96,523
Safety Observations with Deficiency (At Risk)	42	370
At Risk/ 1000 MHW	2.3	3.8
Near Misses	0	2
Near Misses / 1000 MHW	0	0.02
OSHA Recordable Events	0	1
OSHA Recordables / 1000 MHW	0	0.01
Other Accident or Injury	0	1
Other Accident or Injury / 1000 MHW	0	0.01

* No activity on Stadium Demo, DDC or Data Closet this period.

2015 Bond Program Master Schedule

Task Name	Start Date	Project No.	2017												2018												2019												2020												2021												22					
			A	M	J	J	A	S	O	N	D	J	F	M	A	M	J	J	A	S	O	N	D	J	F	M	A	M	J	J	A	S	O	N	D	J	F	M	A	M	J	J	A	S	O	N	D	J	F	M	A	M	J	J	A	S	O	N	D	J	F	M		A	M	J	J	A
Central Campus																																																																				
Center for Petrochemical, Energy & Technology	Aug-16	1601																																																																		
Welcome Center	Sep-18	1602																																																																		
Expanded Welcome Center Site Development	Dec-20	1602A																																																																		
Classroom Building	Dec-20	1603																																																																		
Frels Renovation (ECHS)	Sep-18	1606																																																																		
Davison Bldg. Renovation	Sep-19	1607																																																																		
McCollum Center Section Renovation	Sep-19	1608																																																																		
McCollum North Wing Renovation	Sep-19	1609																																																																		
Ball Demolition	Jan-21	1610																																																																		
Anderson Demolition	Oct-20	1611																																																																		
Stadium & Track Demolition	Sep-17	1612																																																																		
Central Plant Upgrade	Nov-18	1614																																																																		
North Campus																																																																				
Cosmetology/Culinary Center	Sep-18	2601																																																																		
Lehr Library Demolition	Mar-17	2604																																																																		
Wheeler Building Renovation	Jun-20	2606																																																																		
Brightwell Building Renovation	Dec-19	2607																																																																		
Spencer Building Renovation	Mar-19	2608																																																																		
Underground Utility Tunnel Renovation	May-18	2610																																																																		
Burleson Renovation (ECHS)	Sep-18	2611A																																																																		
South Campus																																																																				
Engineering & Technology Center	Sep-18	3601																																																																		
Cosmetology Center	Sep-18	3602																																																																		
Longenecker Building Renovation	Nov-18	3603																																																																		
Primary Electrical Service Upgrade	Dec-18	3605																																																																		
HW/CW Piping Replacement	Jan-19	3607																																																																		
Potable Water Rehabilitation	Dec-18	3608																																																																		
Jones Bulding Renovation	Jan-20	3610																																																																		
Bruce Student Center Renovation	Dec-16	3611																																																																		
HVAC Tech Renovation	Sep-18	3612																																																																		
Academic Building Renovation (S-7 & S-9)	Sep-18	3614																																																																		
Campus Wide Projects																																																																				
Data Closets (Campus Wide Package #1)	Jan-17	3604																																																																		
Access/Security (Campus Wide)	May-17	3606																																																																		
DDC Network (Campus Wide Package #1)	Jan-17	3613																																																																		

Program/Scope

Design

Permit & Procurement

Construction/Demolition

FF&E/ Close-out / Commissioning

Project Summary

SC - Softball Field - Project 3914



Schedule:

Project Phase	Actual Start	Actual Finish	2016				2017				2018				2019				2020				2021			
			Q1	Q2	Q3	Q4	Q1	Q2	Q3	Q4	Q1	Q2	Q3	Q4	Q1	Q2	Q3	Q4	Q1	Q2	Q3	Q4	Q1	Q2	Q3	Q4
Procure and Install New Stands	08/04/17	01/08/18																								

Cost Status:

	Original Budget	Budget Adjustments	Current Budget	Original Contract	Executed Changes	Current Contract	Invoiced to Date	Pending Changes	Forecast Cost	Estimate at Completion (EAC)	Budget Variance
Construction - Design	\$0	\$59,950	\$59,950	\$59,950	\$0	\$59,950	\$52,320	\$0	\$0	\$59,950	\$0
Construction - Design Reimbursables	\$0	\$9,500	\$9,500	\$8,500	\$0	\$8,500	\$6,514	\$0	\$1,000	\$9,500	\$0
Construction - Contractor	\$0	\$771,536	\$771,536	\$763,764	\$3,294	\$767,058	\$149,760	\$0	\$4,478	\$771,536	\$0
Construction - Direct Admin/Misc	\$0	\$7,168	\$7,168	\$7,168	\$0	\$7,168	\$2,785	\$0	\$0	\$7,168	\$0
Construction - Telecommunications	\$0	\$1,846	\$1,846	\$1,846	\$0	\$1,846	\$1,499	\$0	\$0	\$1,846	\$0
Construction - Project Contingency	\$0	\$0	\$0	\$0	\$0	\$0	\$0	\$0	\$0	\$0	\$0
Project Total	\$0	\$850,000	\$850,000	\$841,228	\$3,294	\$844,522	\$212,878	\$0	\$5,478	\$850,000	\$0

Project Notes:

Year Built:
Total Area (SF): 0
SJC Priority:

Safety:
 No incidents to report

Progress:
 The Construction Contract with IKLO is now fully executed. The old batting cage has been completely demolished and removed. Contractor will begin excavation for the new facility building pad with the expectation of completing the pad within the first 2 weeks in May.

Activities Next Period: Complete building foundation and piers. Submit pre-engineered metal building plans to the City of Houston for review.

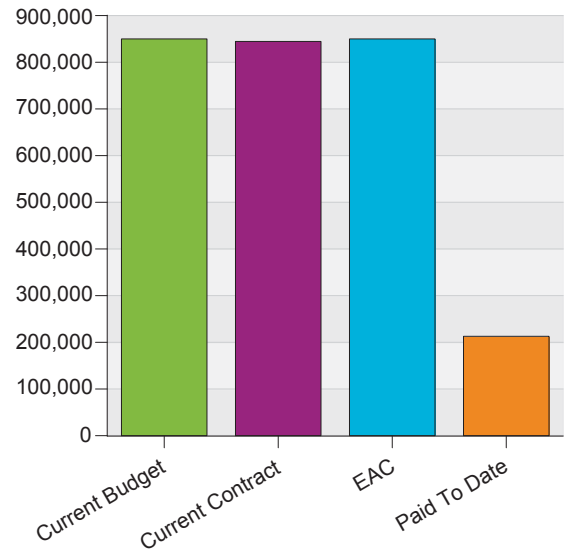
Issues:
 None

Cost Issues:
 Budgets are being closely monitored as work proceeds.

RFI's:
 None

Submittals:
 Pre-engineered Metal Building; Site Utilization Plan (for information); A/C Unit; Underground Utility Materials; A/C Product Data.

Changes to Schedule:
 The schedule has been impacted by the lengthy permit process by the City of Houston.



San Jacinto College Revenue Bond Project Status Report

Project ID: #1601
Project: Center for Petrochemical, Energy, & Technology
Prepared: May 2, 2018

Safety:

No major concerns. Tellepsen has successfully implemented multiple new procedures and will continue to work to provide a safe work environment for all employees and subcontractors. Please follow the link posted below to access up to date safety documentation.

https://www.dropbox.com/sh/0jeuawfrm1eqxvy/AADmjHr3u_ledfektkHc_24ea?dl=0

Progress:

The main focus at this time standing AESS Steel & Detailing
85% of the level 2 deck has been poured, the remainder will be poured by the end of the week.
Roof deck is to begin in area A on 5/7/2018. We will then progress through all areas,
Roof deck will be followed by wood blocking, and then lightweight concrete
100% of building slab on grade is poured
Lightweight concrete in Area A is scheduled to be poured May 15th
Exterior framing in Area A is scheduled to begin May 8th
Central Plant Slab on Grade is scheduled to be poured April 12th
Tilt Wall Panels are completely erected
Area F slab on grade is in place
Central Plant slab on grade is in place
CMU Walls at Central Plant will begin week of 5/7/2018
All AHU's and Chillers are on site

Activities Next Period:

Exterior/Interior framing
Overhead MEP rough in
Exterior Sheathing
Continue lightweight concrete at roof deck
Set large mechanical and electrical equipment
Window blocking

Issues:

Weather Delays – 40 days claimed to date due to inclement weather

Cost Issues:

None

RFI's:

Up to date

Rizzo & Associates

Submittals:

Tellepsen and IBI are conducting weekly meetings to ensure submittals are properly coordinated and kept up to date.

Changes to Schedule:

Substantial Completion due to weather delays.

Project Summary

CC - Welcome Center - Project 1602



Schedule:

Project Phase	Actual Start	Actual Finish	2016				2017				2018				2019				2020				2021			
			Q1	Q2	Q3	Q4	Q1	Q2	Q3	Q4	Q1	Q2	Q3	Q4	Q1	Q2	Q3	Q4	Q1	Q2	Q3	Q4	Q1	Q2	Q3	Q4
Programming	03/01/17	05/01/17					■	■			■	■	■													
Design	05/15/17	08/27/18					■	■	■	■	■	■	■	■												
Procurement/Permitting	08/28/18	10/22/18									■	■	■	■												
Construction	12/17/18	11/04/19									■	■	■	■	■	■	■	■								
Close-Out & Commissioning	11/05/19	01/06/20									■	■	■	■	■	■	■	■								

Cost Status:

	Original Budget	Budget Adjustments	Current Budget	Original Contract	Executed Changes	Current Contract	Invoiced to Date	Pending Changes	Forecast Cost	Estimate at Completion (EAC)	Budget Variance
Construction - Design	\$985,625	(\$125,868)	\$859,757	\$745,819	\$0	\$745,819	\$218,810	\$0	\$113,938	\$859,757	\$0
Construction - Design Reimbursables	\$59,138	(\$4,838)	\$54,300	\$54,300	\$0	\$54,300	\$3,599	\$0	\$0	\$54,300	\$0
Construction - Contractor PreConstr	\$12,616	\$4,972	\$17,588	\$0	\$0	\$0	\$0	\$0	\$17,588	\$17,588	\$0
Construction - Contractor	\$11,952,872	\$6,098,195	\$18,051,067	\$15,000	\$0	\$15,000	\$0	\$0	\$18,126,044	\$18,141,044	(\$89,977)
Construction - Pre-Design	\$157,700	(\$71,750)	\$85,950	\$85,950	\$0	\$85,950	\$85,950	\$0	\$0	\$85,950	\$0
Construction - Direct Admin/Misc	\$236,550	\$89,977	\$326,527	\$147,571	\$0	\$147,571	\$19,005	\$0	\$88,979	\$236,550	\$89,977
Construction - FF+E	\$1,025,050	\$403,997	\$1,429,047	\$0	\$0	\$0	\$0	\$0	\$1,429,047	\$1,429,047	\$0
Construction - Allocated Admin	\$788,499	\$584,868	\$1,373,367	\$127,543	\$0	\$127,543	\$127,543	\$0	\$1,245,824	\$1,373,367	\$0
Construction - Telecommunications	\$551,950	\$217,537	\$769,487	\$0	\$0	\$0	\$0	\$0	\$769,487	\$769,487	\$0
Construction - Project Contingency	\$830,000	(\$654,623)	\$175,377	\$0	\$0	\$0	\$0	\$0	\$175,377	\$175,377	\$0
Project Total	\$16,600,000	\$6,542,467	\$23,142,467	\$1,176,183	\$0	\$1,176,183	\$454,907	\$0	\$21,966,284	\$23,142,467	\$0

Project Notes:

Year Built:
 Total Area (SF): 43,000
 SJC Priority: Priority 1

Safety: No incidents to report.

Progress: The CMR presented the 50% DD package Pricing review, including sub-contractor pricing, to the Design Team and College representatives. The Design Team met with End-Users to explain the draft-final space layouts and FF&E configurations for inclusion in the final DD package. Based on feedback received, Page issued 100% DD Phase plans and specs for College review and comment.

Activities Next Period: The DD drawings package is anticipated to be finalized mid-April. Production of updated DD estimate by CMR is expected within 3-4 weeks thereafter reflecting sub-contractor market pricing. Internal review and comments of the estimate will be expedited. Design Team to continue coordination with Central Campus utility planners and proposed final utility service connections.

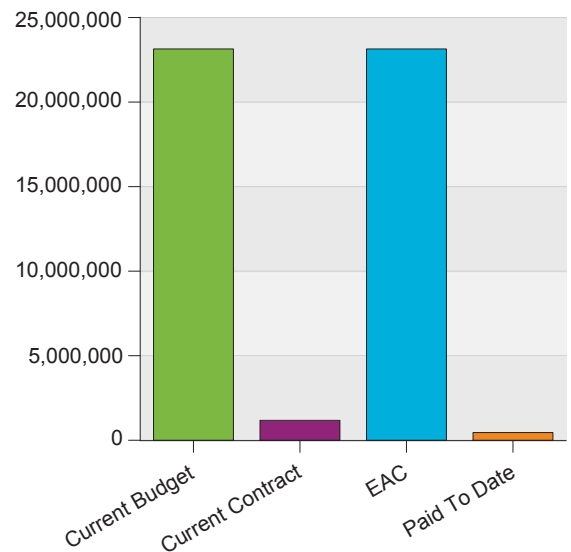
Issues: The Design Team and CMR continue to evaluate and refine the design to address Stakeholder's comments and be responsive to the available construction budget.

Cost Issues: Feedback provided to the CMR and direction regarding the Value Engineering and cost reduction options were incorporated into the DD estimate, and it is anticipated a final design responsive to the proposed re-aligned bond funding available.

RFI's: None

Submittals: None

Changes to Schedule: The Architect updated design documents completion schedule, and a coordination meeting was held with the CMR. The Project Schedule was reviewed and recommendations to accelerate the CMR's GMP were agreed. The revised schedule estimates construction start Q3 2018.



Project Summary



Program Manager: AECOM
 Project Manager: Mel Butler
 Architect: ACR Engineering, Inc.
 Contractor:

CC - Expanded Welcome Ctr Site Dev - Project 1602A

Schedule:

Project Phase	Actual Start	Actual Finish	2016				2017				2018				2019				2020				2021			
			Q1	Q2	Q3	Q4	Q1	Q2	Q3	Q4	Q1	Q2	Q3	Q4	Q1	Q2	Q3	Q4	Q1	Q2	Q3	Q4	Q1	Q2	Q3	Q4
Design (SD/CD/DD)	04/04/18	08/03/18																								
Procurement/Bidding Phase	08/06/18	09/25/18																								
Construction	09/26/18	05/08/19																								
Close- Out & Commissioning	05/13/19	07/08/19																								

Cost Status:

	Original Budget	Budget Adjustments	Current Budget	Original Contract	Executed Changes	Current Contract	Invoiced to Date	Pending Changes	Forecast Cost	Estimate at Completion (EAC)	Budget Variance
Construction - Design	\$0	\$70,780	\$70,780	\$70,780	\$0	\$70,780	\$19,464	\$0	\$0	\$70,780	\$0
Construction - FF+E	\$0	\$3,245	\$3,245	\$3,245	\$0	\$3,245	\$3,245	\$0	\$0	\$3,245	\$0
Construction - Project Contingency	\$0	\$2,925,975	\$2,925,975	\$0	\$0	\$0	\$0	\$0	\$2,925,975	\$2,925,975	\$0
Project Total	\$0	\$3,000,000	\$3,000,000	\$74,025	\$0	\$74,025	\$22,710	\$0	\$2,925,975	\$3,000,000	\$0

Project Notes:

Year Built:
 Total Area (SF): 0
 SJC Priority:

Safety:
 No incidents to report.

Progress:
 Coordination of utility services between the Welcome Center Design Team and Central Campus Site Utilities Engineers is continuing. Recent meetings resulted in consensus on locations and connection points for all services.

Activities Next Period:
 Field-verify proposed connection locations and routing, and finalize utility service sizing. Begin conversations with engineering and traffic experts regarding criteria needed to effectively study a proposed re-alignment of Schoeler Drive and re-creation of a new Luella Blvd. campus entrance.

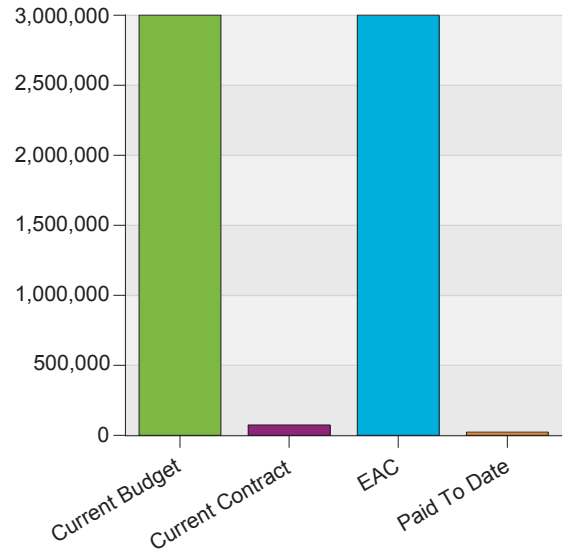
Issues:
 Timing of related Campus Central Plant Utility work must be coordinated with the installation and connections schedules as required for new Welcome Center.

Cost Issues:
 Proposed re-alignment of 2015 Bond funding may impact the College's ability to pursue major improvements to the Luella Drive entrance.

RFI's:
 None

Submittals:
 None

Changes to Schedule:
 Schedule for the Expanded Site design and construction will be updated in concert with the delivery of the Welcome Center CD Phase documents.



Project Summary

CC - Classroom Building - Project 1603



Schedule:

Project Phase	Actual Start	Actual Finish	2016				2017				2018				2019				2020				2021			
			Q1	Q2	Q3	Q4	Q1	Q2	Q3	Q4	Q1	Q2	Q3	Q4	Q1	Q2	Q3	Q4	Q1	Q2	Q3	Q4	Q1	Q2	Q3	Q4
Program	06/15/17	11/01/17																								
Design (SD/DD/CD)	10/01/19	06/09/20																								
Procurement	06/09/20	09/01/20																								
Construction	09/01/20	11/01/21																								
CloseOut	11/02/21	12/27/21																								

Cost Status:

	Original Budget	Budget Adjustments	Current Budget	Original Contract	Executed Changes	Current Contract	Invoiced to Date	Pending Changes	Forecast Cost	Estimate at Completion (EAC)	Budget Variance
Construction - Design	\$2,799,826	\$592,782	\$3,392,608	\$0	\$0	\$0	\$0	\$0	\$3,392,608	\$3,392,608	\$0
Construction - Design Reimbursables	\$167,990	\$35,566	\$203,556	\$0	\$0	\$0	\$0	\$0	\$203,556	\$203,556	\$0
Construction - Contractor PreConstr	\$35,838	\$7,587	\$43,425	\$0	\$0	\$0	\$0	\$0	\$43,425	\$43,425	\$0
Construction - Contractor	\$33,954,076	\$8,456,306	\$42,410,382	\$0	\$0	\$0	\$0	\$0	\$42,410,376	\$42,410,376	\$6
Construction - Pre-Design	\$447,973	(\$377,023)	\$70,950	\$70,950	\$0	\$70,950	\$68,950	\$0	\$0	\$70,950	\$0
Construction - Direct Admin/Misc	\$671,959	\$134,234	\$806,193	\$0	\$0	\$0	\$0	\$0	\$806,193	\$806,193	\$0
Construction - FF+E	\$2,911,821	\$616,491	\$3,528,312	\$6,629	\$0	\$6,629	\$6,629	\$0	\$3,521,683	\$3,528,312	\$0
Construction - Allocated Admin	\$2,239,863	\$1,541,038	\$3,780,901	\$362,305	\$0	\$362,305	\$362,305	\$0	\$3,418,596	\$3,780,901	\$0
Construction - Telecommunications	\$1,567,904	\$331,956	\$1,899,860	\$0	\$0	\$0	\$0	\$0	\$1,899,860	\$1,899,860	\$0
Construction - Project Contingency	\$2,357,750	(\$1,355,278)	\$1,002,472	\$0	\$0	\$0	\$0	\$0	\$1,002,472	\$1,002,472	\$0
Project Total	\$47,155,000	\$9,983,659	\$57,138,659	\$439,884	\$0	\$439,884	\$437,884	\$0	\$56,698,769	\$57,138,653	\$6

Project Notes:

Year Built:
Total Area (SF): 120,000
SJC Priority: Priority 1

Safety:
 No incidents to report.

Progress:
 The Architectural Space Program for this facility has been signed-off by the College.

Activities Next Period:
 Initiate preparations to secure an architectural/engineering team to advance the approved space program into the Design phase.

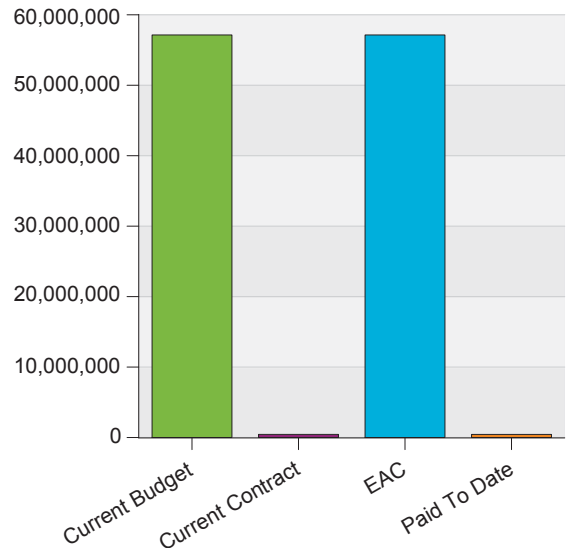

Issues:
 None.

Cost Issues:
 None.

RFI's:
 None

Submittals:
 None

Changes to Schedule:
 Project schedule remains as planned pending the timing for demolition of the Ball and Anderson Technical Buildings.



Project Summary

CC - Frels Renovation - Project 1606



Schedule:

Project Phase	Actual Start	Actual Finish	2016			2017			2018			2019			2020			2021				
			Q1	Q2	Q3	Q4	Q1	Q2	Q3	Q4	Q1	Q2	Q3	Q4	Q1	Q2	Q3	Q4	Q1	Q2	Q3	Q4
Program	03/15/18	06/06/18																				
Design (SD/DD/CD)	06/07/18	09/26/18																				
Procurement/Permit	09/27/18	12/19/18																				
Construction	12/20/18	07/03/19																				
Close-Out & Commissioning	06/06/19	07/31/19																				

Cost Status:

	Original Budget	Budget Adjustments	Current Budget	Original Contract	Executed Changes	Current Contract	Invoiced to Date	Pending Changes	Forecast Cost	Estimate at Completion (EAC)	Budget Variance
Construction - Design	\$78,098	\$196,147	\$274,245	\$249,313	\$0	\$249,313	\$15,000	\$0	\$24,932	\$274,245	\$0
Construction - Design Reimbursables	\$3,177	(\$1,177)	\$2,000	\$2,000	\$0	\$2,000	\$0	\$0	\$0	\$2,000	\$0
Construction - Contractor PreConstr	\$0	\$3,469	\$3,469	\$0	\$0	\$0	\$0	\$0	\$3,469	\$3,469	\$0
Construction - Contractor	\$949,559	\$2,503,291	\$3,452,850	\$0	\$0	\$0	\$0	\$0	\$3,452,850	\$3,452,850	\$0
Construction - Pre-Design	\$14,678	\$19,322	\$34,000	\$34,000	(\$1,500)	\$32,500	\$32,500	\$0	\$3,000	\$35,500	(\$1,500)
Construction - Direct Admin/Misc	\$35,599	\$53,495	\$89,094	\$24,699	\$0	\$24,699	\$19,153	\$0	\$64,395	\$89,094	\$0
Construction - FF+E	\$0	\$281,827	\$281,827	\$0	\$0	\$0	\$0	\$0	\$281,827	\$281,827	\$0
Construction - Allocated Admin	\$14,240	\$312,723	\$326,963	\$0	\$0	\$0	\$0	\$0	\$326,963	\$326,963	\$0
Construction - Project Contingency	\$57,649	\$41,903	\$99,552	\$0	\$0	\$0	\$0	\$0	\$99,553	\$99,553	(\$1)
Project Total	\$1,153,000	\$3,411,000	\$4,564,000	\$310,012	(\$1,500)	\$308,512	\$66,653	\$0	\$4,256,989	\$4,565,501	(\$1,501)

Project Notes:

Year Built: 1972
 Total Area (SF): 0
 SJC Priority: Fit

Safety: No incidents to report.

Progress: College Leadership determined the Frels Building is the preferred location for the future home of Early College High School (ECHS) programs, and the Board of Trustees authorized engagement of a design architect to advance the initiative. The Design Team completed its assessment of the facility, and draft-final 'Test-fit' space layouts were provided by the Architect for evaluation and approval by the College's ECHS liaison.

Activities Next Period: With approval of the Draft-final floor plans/layouts by the College's ECHS liaison, the Design Team will advance a Schematic Design package including information sufficient to propose a phasing plan that can be analyzed and discussed with Campus Leadership.

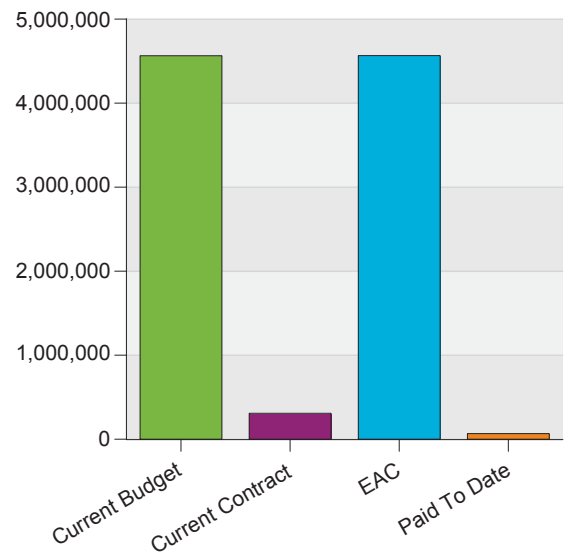
Issues: Coordination with Campus Leadership is active in order to plan for housing College programs and personnel currently residing in the Frels Building during actual renovation/construction work.

Cost Issues: The scope of work contemplated by the Draft-final space layouts is responsive to the available funding, and proposed renovation work not within the available budget will be cataloged for future project development.

RFI's: None

Submittals: None

Changes to Schedule: None



San Jacinto College District 2015 Bond Program
 Project: CC - Davison Building Renovation - Project 1607
 Program Manager: AECOM
 Project Manager: Mel Butler
 Architect:
 Contractor:

Project Summary



CC - Davison Building Renovation - Project 1607

Schedule:

Project Phase	Actual Start	Actual Finish	2016				2017				2018				2019				2020				2021			
			Q1	Q2	Q3	Q4	Q1	Q2	Q3	Q4	Q1	Q2	Q3	Q4	Q1	Q2	Q3	Q4	Q1	Q2	Q3	Q4	Q1	Q2	Q3	Q4
Program	06/15/18	09/06/18																								
Design (SD/DD/CD)	09/07/18	05/16/19																								
Procurement	05/17/19	08/08/19																								
Construction	01/22/20	02/24/21																								
CloseOut	04/27/21	06/21/21																								

Cost Status:

	Original Budget	Budget Adjustments	Current Budget	Original Contract	Executed Changes	Current Contract	Invoiced to Date	Pending Changes	Forecast Cost	Estimate at Completion (EAC)	Budget Variance
Construction - Design	\$1,119,232	(\$395,068)	\$724,164	\$0	\$0	\$0	\$0	\$0	\$724,164	\$724,164	\$0
Construction - Design Reimbursables	\$38,398	\$5,052	\$43,450	\$0	\$0	\$0	\$0	\$0	\$43,450	\$43,450	\$0
Construction - Contractor PreConstr	\$7,111	\$2,158	\$9,269	\$0	\$0	\$0	\$0	\$0	\$9,269	\$9,269	\$0
Construction - Contractor	\$10,924,956	(\$2,156,665)	\$8,768,291	\$0	\$0	\$0	\$0	\$0	\$8,768,291	\$8,768,291	\$0
Construction - Pre-Design	\$83,907	(\$8,657)	\$75,250	\$75,250	\$0	\$75,250	\$0	\$0	\$0	\$75,250	\$0
Construction - Direct Admin/Misc	\$98,128	\$73,957	\$172,085	\$9,569	\$0	\$9,569	\$9,569	\$0	\$162,516	\$172,085	\$0
Construction - FF+E	\$863,245	(\$110,115)	\$753,130	\$0	\$0	\$0	\$0	\$0	\$753,130	\$753,130	\$0
Construction - Allocated Admin	\$708,231	\$252,329	\$960,560	\$115,019	\$0	\$115,019	\$115,019	\$0	\$845,541	\$960,560	\$0
Construction - Telecommunications	\$378,292	\$27,240	\$405,532	\$0	\$0	\$0	\$0	\$0	\$405,532	\$405,532	\$0
Construction - Project Contingency	\$748,500	\$12,598	\$761,098	\$0	\$0	\$0	\$0	\$0	\$761,098	\$761,098	\$0
Project Total	\$14,970,000	(\$2,297,171)	\$12,672,829	\$199,838	\$0	\$199,838	\$124,588	\$0	\$12,472,991	\$12,672,829	\$0

Project Notes:

Year Built: 1982
 Total Area (SF): 49,352
 SJC Priority: Priority 3

Safety:
 No incidents to report.

Progress:
 The architectural team has launched Facility assessment activity to support development of the required space program.

Activities Next Period:
 Finalize the Facility Assessment Report and prepare for the start of Programming phase.

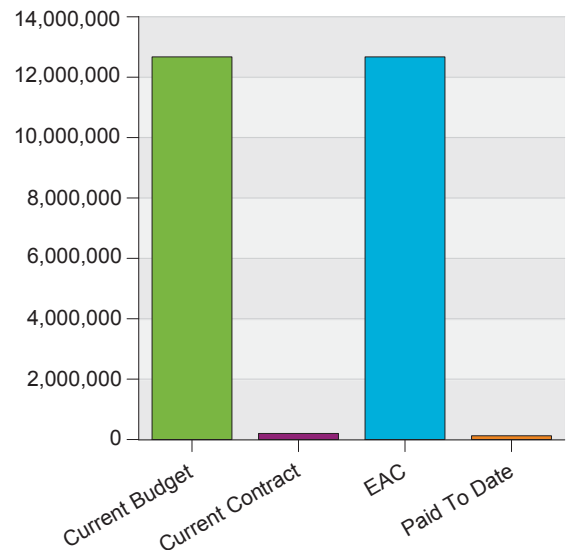
Issues:
 None.

Cost Issues:
 None.

RFI's:
 None

Submittals:
 None

Changes to Schedule:
 The project schedule will be updated after discussion with, and in collaboration with, the architectural/programming team.



San Jacinto College District 2015 Bond Program
 Project: CC - McCollum Center Reno - Ph I - Project 1608
 Program Manager: AECOM
 Project Manager: Mel Butler
 Architect: HKS
 Contractor:

Project Summary



CC - McCollum Center Reno - Ph I - Project 1608

Schedule:

Project Phase	Actual Start	Actual Finish	2016	2017	2018	2019	2020	2021
			[Q1 Q2 Q3 Q4]	[Q1 Q2 Q3 Q4]	[Q1 Q2 Q3 Q4]	[Q1 Q2 Q3 Q4]	[Q1 Q2 Q3 Q4]	[Q1 Q2 Q3 Q4]
Program	06/01/18	07/26/18	□□□□	□□□□	■□□□	□□□□	□□□□	□□□□
Design (SD/DD/CD)	07/27/18	03/07/19	□□□□	□□□□	■□□□	■□□□	□□□□	□□□□
Procurement/Permit	03/08/19	05/30/19	□□□□	□□□□	□□□□	■□□□	□□□□	□□□□
Construction	06/03/19	09/04/20	□□□□	□□□□	□□□□	■□□□	■□□□	□□□□
Close-Out & Commissioning	08/10/20	10/02/20	□□□□	□□□□	□□□□	□□□□	■□□□	□□□□

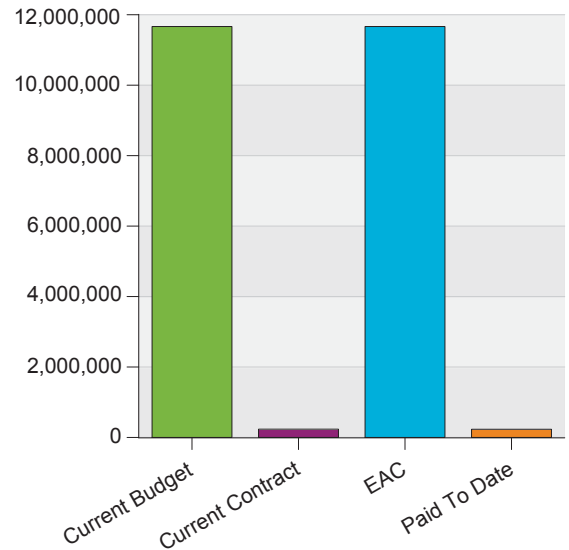
Cost Status:

	Original Budget	Budget Adjustments	Current Budget	Original Contract	Executed Changes	Current Contract	Invoiced to Date	Pending Changes	Forecast Cost	Estimate at Completion (EAC)	Budget Variance
Construction - Design	\$1,845,574	(\$1,152,920)	\$692,654	\$33,500	\$0	\$33,500	\$32,500	\$0	\$659,154	\$692,654	\$0
Construction - Design Reimbursables	\$63,317	(\$21,758)	\$41,559	\$0	\$0	\$0	\$0	\$0	\$41,559	\$41,559	\$0
Construction - Contractor PreConstr	\$11,725	(\$2,859)	\$8,866	\$0	\$0	\$0	\$0	\$0	\$8,866	\$8,866	\$0
Construction - Contractor	\$18,014,866	(\$9,718,041)	\$8,296,825	\$0	\$0	\$0	\$0	\$0	\$8,296,825	\$8,296,825	\$0
Construction - Pre-Design	\$138,359	(\$72,973)	\$65,386	\$0	\$0	\$0	\$0	\$0	\$65,386	\$65,386	\$0
Construction - Direct Admin/Misc	\$161,810	\$14,365	\$176,175	\$11,578	\$0	\$11,578	\$9,861	\$0	\$164,597	\$176,175	\$0
Construction - FF+E	\$1,423,461	(\$703,101)	\$720,360	\$0	\$0	\$0	\$0	\$0	\$720,360	\$720,360	\$0
Construction - Allocated Admin	\$1,167,847	\$88,286	\$1,256,133	\$189,654	\$0	\$189,654	\$189,654	\$0	\$1,066,479	\$1,256,133	\$0
Construction - Telecommunications	\$623,791	(\$235,905)	\$387,886	\$0	\$0	\$0	\$0	\$0	\$387,886	\$387,886	\$0
Construction - Project Contingency	\$1,234,250	(\$1,214,374)	\$19,876	\$0	\$0	\$0	\$0	\$0	\$19,883	\$19,883	(\$7)
Project Total	\$24,685,000	(\$13,019,280)	\$11,665,720	\$234,732	\$0	\$234,732	\$232,015	\$0	\$11,430,995	\$11,665,727	(\$7)

Project Notes:

Year Built: 1964
 Total Area (SF): 91,000
 SJC Priority: Priority 2

Scheduled to begin work Quarter 2, 2018.



Project Summary



CC - McCollum Center Reno - Ph II - Project 1608A

Program Manager: AECOM
 Project Manager: Mel Butler
 Architect: HKS
 Contractor:

Schedule:

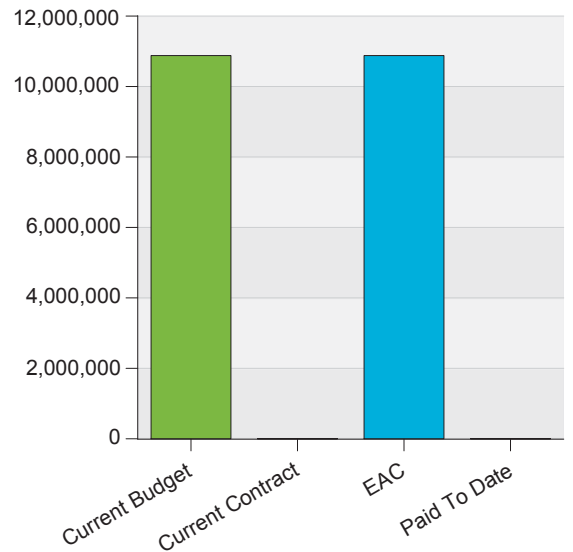
Project Phase	Actual Start	Actual Finish	Q1 Q2 Q3 Q4	Q1 Q2 Q3 Q4	Q1 Q2 Q3 Q4	Q1 Q2 Q3 Q4	Q1 Q2 Q3 Q4	Q1 Q2 Q3 Q4	Q1 Q2 Q3 Q4
---------------	--------------	---------------	-------------	-------------	-------------	-------------	-------------	-------------	-------------

Cost Status:

	Original Budget	Budget Adjustments	Current Budget	Original Contract	Executed Changes	Current Contract	Invoiced to Date	Pending Changes	Forecast Cost	Estimate at Completion (EAC)	Budget Variance
Construction - Design	\$0	\$438,861	\$438,861	\$0	\$0	\$0	\$0	\$0	\$438,861	\$438,861	\$0
Construction - Design Reimbursables	\$0	\$645,951	\$645,951	\$0	\$0	\$0	\$0	\$0	\$645,951	\$645,951	\$0
Construction - Contractor PreConstr	\$0	\$8,288	\$8,288	\$0	\$0	\$0	\$0	\$0	\$8,288	\$8,288	\$0
Construction - Contractor	\$0	\$8,255,130	\$8,255,130	\$0	\$0	\$0	\$0	\$0	\$8,255,130	\$8,255,130	\$0
Construction - Pre-Design	\$0	\$60,978	\$60,978	\$0	\$0	\$0	\$0	\$0	\$60,978	\$60,978	\$0
Construction - Direct Admin/Misc	\$0	\$165,077	\$165,077	\$0	\$0	\$0	\$0	\$0	\$165,077	\$165,077	\$0
Construction - FF+E	\$0	\$671,789	\$671,789	\$0	\$0	\$0	\$0	\$0	\$671,789	\$671,789	\$0
Construction - Allocated Admin	\$0	\$0	\$0	\$0	\$0	\$0	\$0	\$0	\$0	\$0	\$0
Construction - Telecommunications	\$0	\$361,733	\$361,733	\$0	\$0	\$0	\$0	\$0	\$361,733	\$361,733	\$0
Construction - Project Contingency	\$0	\$232,615	\$232,615	\$0	\$0	\$0	\$0	\$0	\$232,615	\$232,615	\$0
Project Total	\$0	\$10,879,179	\$10,879,179	\$0	\$0	\$0	\$0	\$0	\$10,879,179	\$10,879,179	\$0

Project Notes:

Year Built:
 Total Area (SF): 0
 SJC Priority:



San Jacinto College District 2015 Bond Program
 Project: CC - McCollum North Renovation - Project 1609
 Program Manager: AECOM
 Project Manager: Mel Butler
 Architect: HKS
 Contractor:

Project Summary



CC - McCollum North Renovation - Project 1609

Schedule:

Project Phase	Actual Start	Actual Finish	2016				2017				2018				2019				2020				2021			
			Q1	Q2	Q3	Q4	Q1	Q2	Q3	Q4	Q1	Q2	Q3	Q4	Q1	Q2	Q3	Q4	Q1	Q2	Q3	Q4	Q1	Q2	Q3	Q4
Program	10/04/19	11/28/19																								
Design (SD/DD/CD)	11/29/19	03/19/20																								
Procurement/Permit	03/20/20	05/14/20																								
Construction	09/15/20	01/14/21																								
Close-Out & Commissioning	01/15/21	03/11/21																								

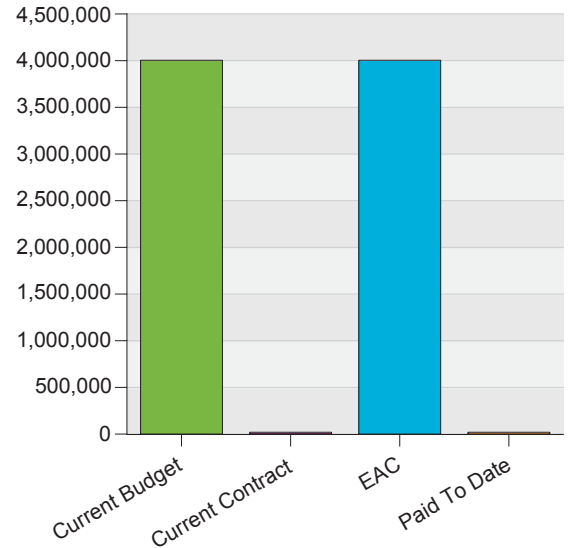
Cost Status:

	Original Budget	Budget Adjustments	Current Budget	Original Contract	Executed Changes	Current Contract	Invoiced to Date	Pending Changes	Forecast Cost	Estimate at Completion (EAC)	Budget Variance
Construction - Design	\$189,529	\$43,438	\$232,967	\$0	\$0	\$0	\$0	\$0	\$189,529	\$189,529	\$43,438
Construction - Design Reimbursables	\$6,502	\$7,476	\$13,978	\$0	\$0	\$0	\$0	\$0	\$6,502	\$6,502	\$7,476
Construction - Contractor PreConstr	\$1,204	\$1,778	\$2,982	\$0	\$0	\$0	\$0	\$0	\$1,204	\$1,204	\$1,778
Construction - Contractor	\$1,850,018	\$1,025,199	\$2,875,217	\$0	\$0	\$0	\$0	\$0	\$1,850,018	\$1,850,018	\$1,025,199
Construction - Pre-Design	\$14,209	\$7,783	\$21,992	\$0	\$0	\$0	\$0	\$0	\$14,209	\$14,209	\$7,783
Construction - Direct Admin/Misc	\$16,617	\$38,744	\$55,361	\$0	\$0	\$0	\$0	\$0	\$16,617	\$16,617	\$38,744
Construction - FF+E	\$146,181	\$96,105	\$242,286	\$0	\$0	\$0	\$0	\$0	\$146,181	\$146,181	\$96,105
Construction - Allocated Admin	\$119,931	\$161,157	\$281,088	\$19,477	\$0	\$19,477	\$19,477	\$0	\$101,780	\$121,256	\$159,832
Construction - Telecommunications	\$64,059	\$66,403	\$130,462	\$0	\$0	\$0	\$0	\$0	\$64,059	\$64,059	\$66,403
Construction - Project Management	\$126,750	\$21,243	\$147,993	\$0	\$0	\$0	\$0	\$0	\$1,594,750	\$1,594,750	(\$1,446,757)
Project Total	\$2,535,000	\$1,469,326	\$4,004,326	\$19,477	\$0	\$19,477	\$19,477	\$0	\$3,984,848	\$4,004,325	\$1

Project Notes:

Year Built: 1991
 Total Area (SF): 18,763
 SJC Priority: Priority 2

Scheduled to begin work Quarter 4, 2019.



Project Summary

CC - Ball Demolition - Project 1610



Schedule:

Project Phase	Actual Start	Actual Finish	2016				2017				2018				2019				2020				2021			
			Q1	Q2	Q3	Q4	Q1	Q2	Q3	Q4	Q1	Q2	Q3	Q4	Q1	Q2	Q3	Q4	Q1	Q2	Q3	Q4	Q1	Q2	Q3	Q4
Design & Permit	12/24/19	03/17/20																								
Procurement/Bidding Phase	03/17/20	05/12/20																								
Demolition	05/12/20	08/31/20																								
Close-Out	09/01/20	09/28/20																								

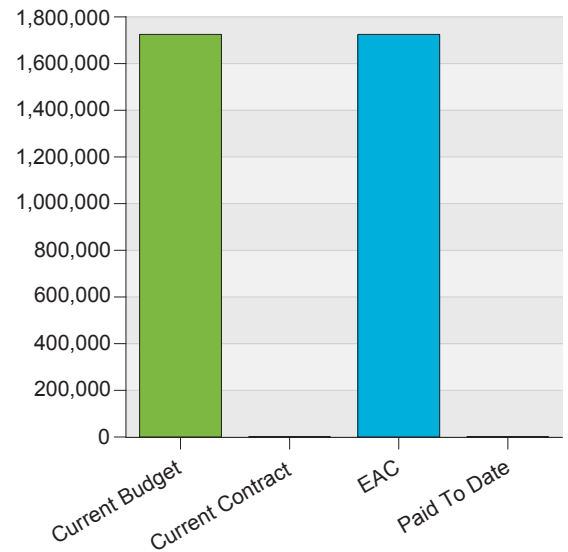
Cost Status:

	Original Budget	Budget Adjustments	Current Budget	Original Contract	Executed Changes	Current Contract	Invoiced to Date	Pending Changes	Forecast Cost	Estimate at Completion (EAC)	Budget Variance
Construction - Design	\$116,843	\$0	\$116,843	\$0	\$0	\$0	\$0	\$0	\$116,843	\$116,843	\$0
Construction - Design Reimbursables	\$4,752	\$0	\$4,752	\$0	\$0	\$0	\$0	\$0	\$4,752	\$4,752	\$0
Construction - Contractor	\$1,420,632	\$0	\$1,420,632	\$0	\$0	\$0	\$0	\$0	\$1,420,632	\$1,420,632	\$0
Construction - Pre-Design	\$21,959	\$0	\$21,959	\$0	\$0	\$0	\$0	\$0	\$21,959	\$21,959	\$0
Construction - Direct Admin/Misc	\$53,259	\$0	\$53,259	\$0	\$0	\$0	\$0	\$0	\$53,259	\$53,259	\$0
Construction - FF+E	\$0	\$248	\$248	\$248	\$0	\$248	\$248	\$0	\$0	\$248	\$0
Construction - Allocated Admin	\$21,304	\$0	\$21,304	\$0	\$0	\$0	\$0	\$0	\$21,304	\$21,304	\$0
Construction - Project Contingency	\$86,251	(\$248)	\$86,003	\$0	\$0	\$0	\$0	\$0	\$86,003	\$86,003	\$0
Project Total	\$1,725,000	\$0	\$1,725,000	\$248	\$0	\$248	\$248	\$0	\$1,724,752	\$1,725,000	\$0

Project Notes:

Year Built: 1966
 Total Area (SF): 0
 SJC Priority: Fit

Scheduled to begin work Quarter 4, 2019.



Project Summary



CC - Anderson Demolition - Project 1611

Project Manager: Kenneth English
 Mel Butler

Architect:
Contractor:

Schedule:

Project Phase	Actual Start	Actual Finish	2016				2017				2018				2019				2020				2021			
			Q1	Q2	Q3	Q4	Q1	Q2	Q3	Q4	Q1	Q2	Q3	Q4	Q1	Q2	Q3	Q4	Q1	Q2	Q3	Q4	Q1	Q2	Q3	Q4
Design & Permit	09/03/19	11/26/19																								
Procurement/Bidding Phase	11/26/19	01/21/20																								
Demolition	01/21/20	05/11/20																								
Close-Out	05/12/20	06/08/20																								

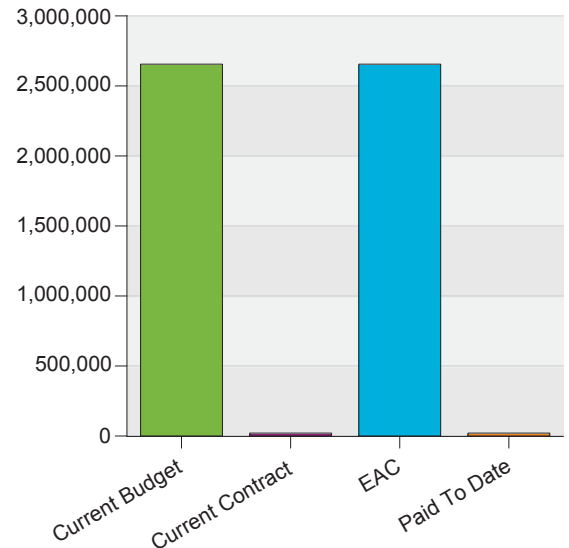
Cost Status:

	Original Budget	Budget Adjustments	Current Budget	Original Contract	Executed Changes	Current Contract	Invoiced to Date	Pending Changes	Forecast Cost	Estimate at Completion (EAC)	Budget Variance
Construction - Design	\$179,769	\$0	\$179,769	\$0	\$0	\$0	\$0	\$0	\$179,769	\$179,769	\$0
Construction - Design Reimbursables	\$7,312	\$0	\$7,312	\$0	\$0	\$0	\$0	\$0	\$7,312	\$7,312	\$0
Construction - Contractor PreConstr	\$0	\$0	\$0	\$0	\$0	\$0	\$0	\$0	\$0	\$0	\$0
Construction - Contractor	\$2,185,715	\$0	\$2,185,715	\$0	\$0	\$0	\$0	\$0	\$2,185,715	\$2,185,715	\$0
Construction - Pre-Design	\$33,785	\$0	\$33,785	\$0	\$0	\$0	\$0	\$0	\$33,785	\$33,785	\$0
Construction - Direct Admin/Misc	\$81,942	\$0	\$81,942	\$0	\$0	\$0	\$0	\$0	\$81,942	\$81,942	\$0
Construction - FF+E	\$0	\$373	\$373	\$373	\$0	\$373	\$373	\$0	\$0	\$373	\$0
Construction - Allocated Admin	\$83,544	\$1,388	\$84,932	\$20,390	\$0	\$20,390	\$20,390	\$0	\$64,542	\$84,932	\$0
Construction - Telecommunications	\$0	\$0	\$0	\$0	\$0	\$0	\$0	\$0	\$0	\$0	\$0
Construction - Project Contingency	\$81,933	(\$374)	\$81,558	\$0	\$0	\$0	\$0	\$0	\$81,560	\$81,560	(\$2)
Project Total	\$2,654,000	\$1,386	\$2,655,386	\$20,763	\$0	\$20,763	\$20,763	\$0	\$2,634,625	\$2,655,388	(\$2)

Project Notes:

Year Built: 1972
Total Area (SF): 0
SJC Priority: Priority 2/3

Scheduled to begin work Quarter 4, 2019.



Program Manager: AECOM

CC - Stadium and Track Demolition - Project 1612

Project Manager: Mel Butler

Architect: ASA Dally Structural Engineers

Contractor: JTB Services Inc.

Schedule:

Project Phase	Actual Start	Actual Finish	2016				2017				2018				2019				2020				2021			
			Q1	Q2	Q3	Q4	Q1	Q2	Q3	Q4	Q1	Q2	Q3	Q4	Q1	Q2	Q3	Q4	Q1	Q2	Q3	Q4	Q1	Q2	Q3	Q4
Design & Permit Package I	09/15/17	10/25/17																								
Procurement/Bidding Phase Package I	11/06/17	12/01/17																								
Demolition Package I	12/04/17	12/15/17																								
Close-Out Package I	12/18/17	01/12/18																								
Procurement Package II	02/01/18	02/22/18																								
Demolition (Concrete) Package II	03/12/18	03/16/18																								
Close-Out Package II	03/19/18	04/16/18																								
CC - Stadium and Track Demolition Finish	04/16/18	04/16/18																								

Cost Status:

	Original Budget	Budget Adjustments	Current Budget	Original Contract	Executed Changes	Current Contract	Invoiced to Date	Pending Changes	Forecast Cost	Estimate at Completion (EAC)	Budget Variance
Construction - Design	\$11,786	(\$2,086)	\$9,700	\$9,700	\$0	\$9,700	\$9,700	\$0	\$0	\$9,700	\$0
Construction - Design Reimbursables	\$479	\$21	\$500	\$500	\$0	\$500	\$0	\$0	\$0	\$500	\$0
Construction - Contractor PreConstr	\$0	\$0	\$0	\$0	\$0	\$0	\$0	\$0	\$0	\$0	\$0
Construction - Contractor	\$143,299	(\$93,922)	\$49,377	\$45,162	\$4,215	\$49,377	\$47,105	\$0	\$0	\$49,377	\$0
Construction - Pre-Design	\$2,215	(\$2,215)	\$0	\$0	\$0	\$0	\$0	\$0	\$0	\$0	\$0
Construction - Direct Admin/Misc	\$5,372	\$2,070	\$7,442	\$7,442	\$0	\$7,442	\$7,442	\$0	\$0	\$7,442	\$0
Construction - FF+E	\$0	\$0	\$0	\$0	\$0	\$0	\$0	\$0	\$0	\$0	\$0
Construction - Allocated Admin	\$5,477	(\$4,140)	\$1,337	\$1,337	\$0	\$1,337	\$1,337	\$0	\$0	\$1,337	\$0
Construction - Telecommunications	\$0	\$0	\$0	\$0	\$0	\$0	\$0	\$0	\$0	\$0	\$0
Construction - Project Contingency	\$5,372	\$35,363	\$40,735	\$0	\$0	\$0	\$0	\$0	\$40,735	\$40,735	\$0
Project Total	\$174,000	(\$64,909)	\$109,091	\$64,141	\$4,215	\$68,356	\$65,584	\$0	\$40,735	\$109,091	\$0

Project Notes:

Year Built:
 Total Area (SF): 0
 SJC Priority: Priority 3

Safety: No incidents to report.

Progress: The Phase 1 demolition contract has been completed and the project phase is closed-out. Demolition work to remove the balance of the Stadium paving, concrete appurtenances, and remove pier caps ('Phase 2') has been completed, and the contractor has transmitted the required record drawings.

Activities Next Period: Close-out of Phase 2 of the project.

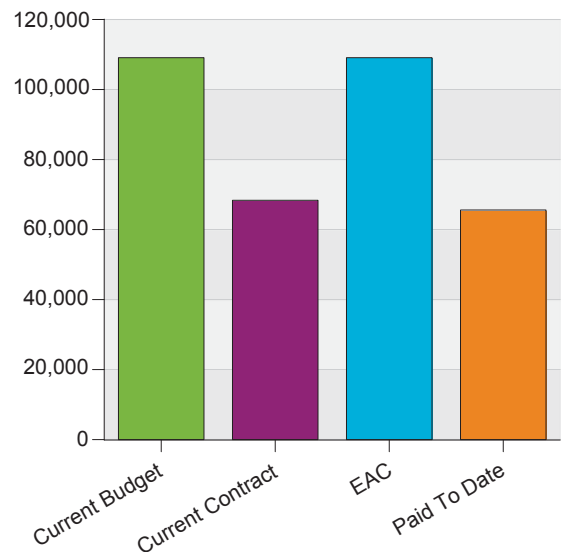
Issues: None.

Cost Issues: None.

RFI's: None

Submittals: None

Changes to Schedule: The Phase 2 portion (early demolition of Stadium balance paving, etc.) benefits the follow-on contractor for the new Welcome Center.



San Jacinto College District 2015 Bond Program
 Project: CC - Central Plant Upgrade - Project 1614
 Program Manager: AECOM
 Project Manager: Mel Butler
 Architect: ACR Engineering, Inc.
 Contractor:

Project Summary

CC - Central Plant Upgrade - Project 1614



Schedule:

Project Phase	Actual Start	Actual Finish	2016		2017		2018		2019		2020		2021		
			Q1	Q2	Q3	Q4	Q1	Q2	Q3	Q4	Q1	Q2	Q3	Q4	Q1
Program	03/31/17	05/31/17													
Design	06/01/17	05/31/18													
Permit & Procurement	06/01/18	10/02/18													
Construction	10/03/18	01/31/19													
Close-Out & Commissioning	02/01/19	05/03/19													

Cost Status:

	Original Budget	Budget Adjustments	Current Budget	Original Contract	Executed Changes	Current Contract	Invoiced to Date	Pending Changes	Forecast Cost	Estimate at Completion (EAC)	Budget Variance
Construction - Design	\$78,573	\$0	\$78,573	\$76,840	\$0	\$76,840	\$58,250	\$0	\$1,733	\$78,573	\$0
Construction - Design Reimbursables	\$3,196	\$0	\$3,196	\$0	\$0	\$0	\$0	\$0	\$3,196	\$3,196	\$0
Construction - Contractor PreConstr	\$0	\$0	\$0	\$0	\$0	\$0	\$0	\$0	\$0	\$0	\$0
Construction - Contractor	\$955,324	\$0	\$955,324	\$0	\$0	\$0	\$0	\$0	\$955,324	\$955,324	\$0
Construction - Pre-Design	\$14,767	\$0	\$14,767	\$0	\$0	\$0	\$0	\$0	\$14,767	\$14,767	\$0
Construction - Direct Admin/Misc	\$35,815	\$0	\$35,815	\$2,591	\$0	\$2,591	\$2,591	\$0	\$33,224	\$35,815	\$0
Construction - FF+E	\$0	\$0	\$0	\$0	\$0	\$0	\$0	\$0	\$0	\$0	\$0
Construction - Allocated Admin	\$36,515	\$609	\$37,124	\$8,915	\$0	\$8,915	\$8,915	\$0	\$28,208	\$37,124	\$0
Construction - Telecommunications	\$0	\$0	\$0	\$0	\$0	\$0	\$0	\$0	\$0	\$0	\$0
Construction - Project Contingency	\$35,810	\$0	\$35,810	\$0	\$0	\$0	\$0	\$0	\$35,810	\$35,810	\$0
Project Total	\$1,160,000	\$609	\$1,160,609	\$88,346	\$0	\$88,346	\$69,756	\$0	\$1,072,262	\$1,160,609	\$0

Project Notes:

Year Built:
 Total Area (SF): 0
 SJC Priority: Priority 2/3

Safety: No incidents to report.

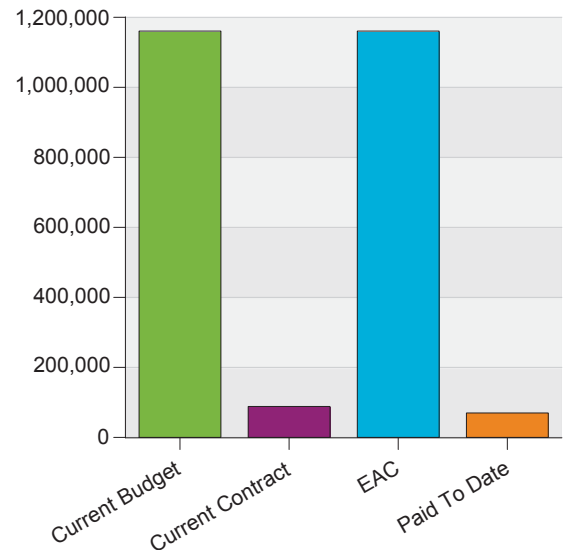
Progress: Procurement Managers confirmed the use of an existing Co-operative Agreement is a viable option for procuring long lead-time equipment. The Engineer of Record (EOR) finalized the detailed Bill of Materials and Procurement issued a request for equipment quotations April 5, 2018, receiving quotations from three (3) interested vendors by April 17, 2018. Vendors' quotations are currently being reviewed by the EOR and College representatives. Design Development phase drawings review comments were dispositioned and the EOR is preparing the Construction Documents (CD) Phase package to support a solicitation for a prime contractor.

Activities Next Period: Complete evaluation of the long-lead equipment quotations and make an award recommendation. Finalize CD Phase drawings and provide the final package to Procurement for inclusion in the Contractor solicitation.

Issues: Based upon long delivery lead times for critical equipment, and the need to perform electrical switchgear replacement at a time of minimal impact on the Central Campus, the actual system cut-overs are currently expected to be performed during the December 2018 Winter Holiday Break and a follow-on three-day weekend.

Cost Issues: Preliminary cost estimates for the work indicate the project is tracking within the available budget.

RFI's: None
 Submittals: None
 Changes to Schedule: None



San Jacinto College District 2015 Bond Program
 Project: NC - Cosmetology/Culinary Center - Project 2601
 Program Manager: AECOM
 Project Manager: Kenny Eldridge
 Architect: Huitt-Zollars
 Contractor: Tellepsen Builders, LP

Project Summary



NC - Cosmetology/Culinary Center - Project 2601

Schedule:

Project Phase	Actual Start	Actual Finish	2016				2017				2018				2019				2020				2021			
			Q1	Q2	Q3	Q4	Q1	Q2	Q3	Q4	Q1	Q2	Q3	Q4	Q1	Q2	Q3	Q4	Q1	Q2	Q3	Q4	Q1	Q2	Q3	Q4
Program	11/01/16	09/15/17																								
Design (SD/DD/CD)	09/12/17	06/04/18																								
Procurement/Permit	06/05/18	09/14/18																								
Construction	09/17/18	11/20/19																								
Close-Out & Commissioning	11/21/19	01/21/20																								

Cost Status:

	Original Budget	Budget Adjustments	Current Budget	Original Contract	Executed Changes	Current Contract	Invoiced to Date	Pending Changes	Forecast Cost	Estimate at Completion (EAC)	Budget Variance
Construction - Design	\$1,356,422	(\$319,581)	\$1,036,841	\$869,659	\$0	\$869,659	\$298,326	\$0	\$167,182	\$1,036,841	\$0
Construction - Contractor PreConstr	\$17,362	\$4,037	\$21,399	\$0	\$0	\$0	\$0	\$0	\$21,399	\$21,399	\$0
Construction - Contractor	\$16,530,985	\$5,292,201	\$21,823,186	\$37,750	\$0	\$37,750	\$104	\$0	\$21,785,436	\$21,823,186	\$0
Construction - Direct Admin/Misc	\$542,569	(\$46,740)	\$495,829	\$214,788	\$0	\$214,788	\$115,912	\$0	\$281,041	\$495,829	\$0
Construction - FF+E	\$1,410,679	\$328,012	\$1,738,691	\$3,212	\$0	\$3,212	\$3,212	\$0	\$1,735,479	\$1,738,691	\$0
Construction - Allocated Admin	\$1,085,138	\$777,689	\$1,862,827	\$175,519	\$0	\$175,519	\$175,519	\$0	\$1,687,308	\$1,862,827	\$0
Construction - Telecommunications	\$759,596	\$176,622	\$936,218	\$0	\$0	\$0	\$0	\$0	\$936,218	\$936,218	\$0
Construction - Project Contingency	\$1,142,249	(\$900,299)	\$241,950	\$0	\$0	\$0	\$0	\$0	\$241,950	\$241,950	\$0
Project Total	\$22,845,000	\$5,311,941	\$28,156,941	\$1,300,928	\$0	\$1,300,928	\$593,074	\$0	\$26,856,013	\$28,156,941	\$0

Project Notes:

Year Built:
 Total Area (SF): 57,222
 SJC Priority: Priority 1

Safety:
 No incidents to report

Progress:
 50% Construction Documents were delivered by Huitt-Zollars on April 19, 2018 for review. These documents include Value Engineering options that were reviewed March 29, 2018. The project remains significantly over budget.
 95% Construction Documents are due to be delivered on June 4, 2018 for Permitting and GMP pricing.

Activities Next Period:
 Continue design for the project towards 95% Construction Documents completion.
 Issue the CMAR contract to Tellepsen Builders.

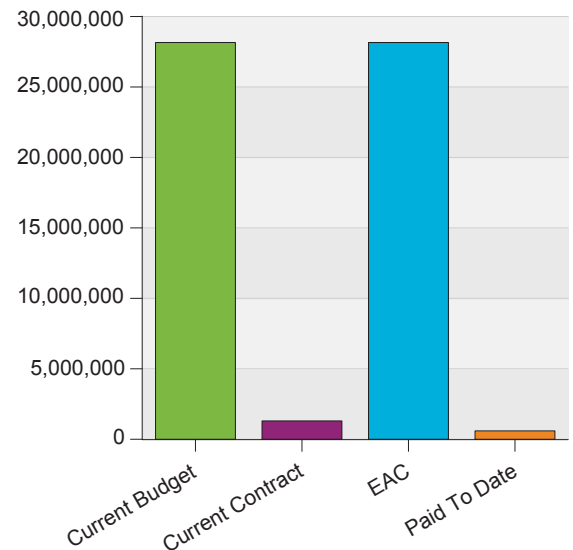
Issues:
 None.

Cost Issues:
 CMAR pricing of the 100% Design Development documents compared to the Construction budget indicates the current proposed funding is not sufficient. The College, Architect, and CMAR have worked closely to refine the design and budget.

RFI's:
 None

Submittals:
 None

Changes to Schedule:
 CMAR has indicated the construction duration will be 14 months from NTP to Substantial Completion. The original estimate was 12 months.



San Jacinto College District 2015 Bond Program
 Project: NC - Lehr Library Demolition - Project 2604
 Program Manager: AECOM
 Project Manager: Kenny Eldridge
 Architect: ASA Dally Structural Engineers
 Contractor: JTB Services Inc.

Project Summary

NC - Lehr Library Demolition - Project 2604



Schedule:

Project Phase	Actual Start	Actual Finish	2016				2017				2018				2019				2020				2021			
			Q1	Q2	Q3	Q4	Q1	Q2	Q3	Q4	Q1	Q2	Q3	Q4	Q1	Q2	Q3	Q4	Q1	Q2	Q3	Q4	Q1	Q2	Q3	Q4
Design	03/13/17	04/14/17					■	■																		
Procurement/Bidding Phase	04/17/17	06/09/17					■	■																		
Demolition	06/12/17	01/05/18					■	■	■	■	■	■														
Close-Out	01/08/18	03/30/18									■	■														

Cost Status:

	Original Budget	Budget Adjustments	Current Budget	Original Contract	Executed Changes	Current Contract	Invoiced to Date	Pending Changes	Forecast Cost	Estimate at Completion (EAC)	Budget Variance
Construction - Design	\$44,028	\$21,896	\$65,924	\$38,500	\$0	\$38,500	\$38,500	\$0	\$27,424	\$65,924	\$0
Construction - Design Reimbursables	\$1,791	\$209	\$2,000	\$2,000	\$0	\$2,000	\$416	\$0	\$0	\$2,000	\$0
Construction - Contractor PreConstr	\$0	\$0	\$0	\$0	\$0	\$0	\$0	\$0	\$0	\$0	\$0
Construction - Contractor	\$535,311	(\$420,805)	\$114,506	\$114,506	\$0	\$114,506	\$112,805	\$0	\$0	\$114,506	\$0
Construction - Pre-Design	\$8,275	(\$8,275)	\$0	\$0	\$0	\$0	\$0	\$0	\$0	\$0	\$0
Construction - Direct Admin/Misc	\$20,069	\$44,471	\$64,540	\$64,540	\$0	\$64,540	\$63,044	\$0	\$0	\$64,540	\$0
Construction - FF+E	\$0	\$0	\$0	\$0	\$0	\$0	\$0	\$0	\$0	\$0	\$0
Construction - Allocated Admin	\$20,461	(\$12,433)	\$8,028	\$4,989	\$0	\$4,989	\$4,989	\$0	\$3,038	\$8,027	\$0
Construction - Telecommunications	\$0	\$0	\$0	\$0	\$0	\$0	\$0	\$0	\$0	\$0	\$0
Construction - Project Contingency	\$20,065	\$160,273	\$180,338	\$0	\$0	\$0	\$0	\$0	\$180,339	\$180,339	(\$1)
Project Total	\$650,000	(\$214,665)	\$435,335	\$224,535	\$0	\$224,535	\$219,753	\$0	\$210,801	\$435,336	(\$1)

Project Notes:

Year Built:
 Total Area (SF): -44,292
 SJC Priority: Priority 1

Safety:
 Demolition work was performed safely for both workers and the public.

Progress:
 Removal of the site fencing, clean-up of the site and a reapplication of Hydro-seeding was performed during Spring Break 2018. The project is complete.

Activities Next Period:
 None

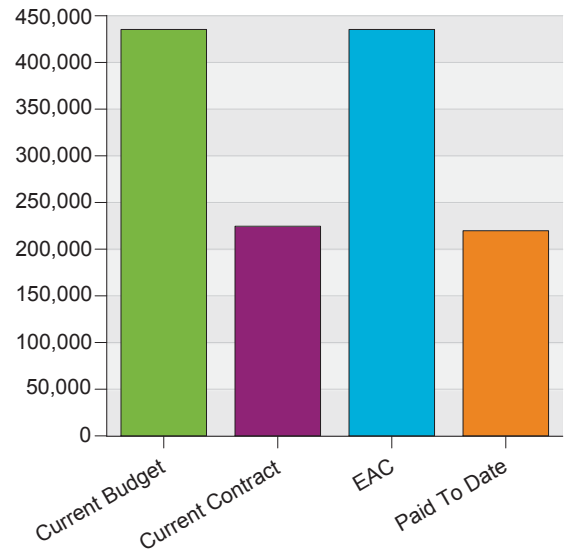
Issues:
 None

Cost Issues:
 None

RFI's:
 None

Submittals:
 None

Changes to Schedule:
 None



Project Summary

NC - Wheeler Renovation - Project 2606



Schedule:

Project Phase	Actual Start	Actual Finish	2016		2017		2018		2019		2020		2021					
			Q1	Q2	Q3	Q4	Q1	Q2	Q3	Q4	Q1	Q2	Q3	Q4	Q1	Q2	Q3	Q4
Program	03/15/18	07/13/18	□	□	□	□	■	■	□	□	□	□	□	□	□	□	□	□
Design (SD/DD/CD)	07/16/18	02/14/19	□	□	□	□	■	■	■	□	□	□	□	□	□	□	□	□
Construction	08/24/20	05/26/21	□	□	□	□	■	■	■	□	□	□	□	□	□	□	□	□
Close-Out & Commissioning	05/27/21	07/27/21	□	□	□	□	■	■	□	□	□	□	□	□	□	□	□	□

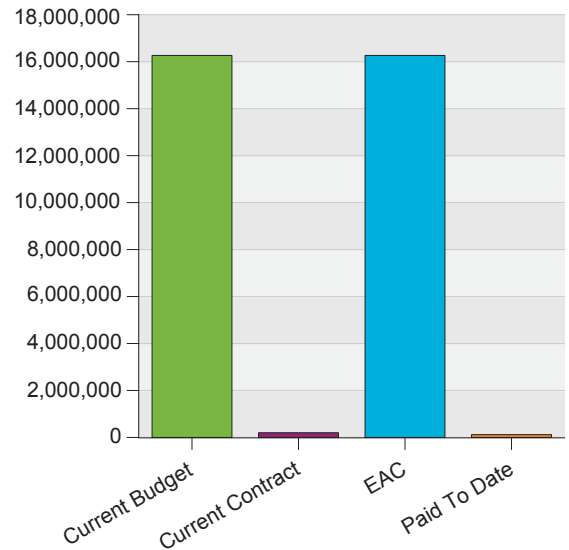
Cost Status:

	Original Budget	Budget Adjustments	Current Budget	Original Contract	Executed Changes	Current Contract	Invoiced to Date	Pending Changes	Forecast Cost	Estimate at Completion (EAC)	Budget Variance
Construction - Design	\$1,069,140	(\$103,318)	\$965,822	\$10,500	\$0	\$10,500	\$500	\$0	\$955,322	\$965,822	\$0
Construction - Design Reimbursables	\$36,680	\$21,269	\$57,949	\$300	\$0	\$300	\$0	\$0	\$57,649	\$57,949	\$0
Construction - Contractor PreConstr	\$6,793	\$5,570	\$12,363	\$0	\$0	\$0	\$0	\$0	\$12,363	\$12,363	\$0
Construction - Contractor	\$10,435,997	\$1,723,070	\$12,159,067	\$0	\$0	\$0	\$0	\$0	\$12,159,067	\$12,159,067	\$0
Construction - Pre-Design	\$80,152	(\$740)	\$79,412	\$72,412	\$0	\$72,412	\$0	\$0	\$7,000	\$79,412	\$0
Construction - Direct Admin/Misc	\$93,737	\$135,774	\$229,511	\$9,030	\$0	\$9,030	\$9,030	\$0	\$220,481	\$229,511	\$0
Construction - FF+E	\$824,610	\$179,845	\$1,004,455	\$0	\$0	\$0	\$0	\$0	\$1,004,455	\$1,004,455	\$0
Construction - Allocated Admin	\$676,533	\$427,240	\$1,103,773	\$109,871	\$0	\$109,871	\$109,871	\$0	\$993,901	\$1,103,773	\$0
Construction - Telecommunications	\$361,358	\$179,502	\$540,860	\$0	\$0	\$0	\$0	\$0	\$540,860	\$540,860	\$0
Construction - Project Contingency	\$715,000	(\$601,734)	\$113,266	\$0	\$0	\$0	\$0	\$0	\$113,266	\$113,266	\$0
Project Total	\$14,300,000	\$1,966,478	\$16,266,478	\$202,114	\$0	\$202,114	\$119,401	\$0	\$16,064,364	\$16,266,478	\$0

Project Notes:

Year Built: 1989
 Total Area (SF): 70,968
 SJC Priority: Priority 2

Scheduled to begin work Quarter 1, 2018.



San Jacinto College District 2015 Bond Program
 Project: NC - Brightwell Renovation - Project 2607
 Program Manager: AECOM
 Project Manager: Kenny Eldridge
 Architect: HKS
 Contractor:

Project Summary

NC - Brightwell Renovation - Project 2607



Schedule:

Project Phase	Actual Start	Actual Finish	2016		2017		2018		2019		2020		2021					
			Q1	Q2	Q3	Q4	Q1	Q2	Q3	Q4	Q1	Q2	Q3	Q4	Q1	Q2	Q3	Q4
Program	03/15/18	07/13/18																
Design (SD/DD/CD)	07/16/18	02/14/19																
Construction	02/20/20	08/21/20																
Close-Out & Commissioning	08/10/20	10/08/20																

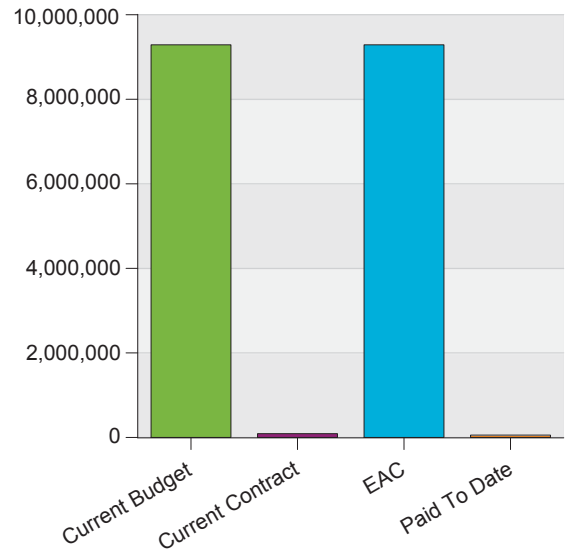
Cost Status:

	Original Budget	Budget Adjustments	Current Budget	Original Contract	Executed Changes	Current Contract	Invoiced to Date	Pending Changes	Forecast Cost	Estimate at Completion (EAC)	Budget Variance
Construction - Design	\$495,542	\$55,961	\$551,503	\$0	\$0	\$0	\$0	\$0	\$551,503	\$551,503	\$0
Construction - Design Reimbursables	\$17,001	\$16,089	\$33,090	\$0	\$0	\$0	\$0	\$0	\$33,090	\$33,090	\$0
Construction - Contractor PreConstr	\$3,148	\$3,911	\$7,059	\$0	\$0	\$0	\$0	\$0	\$7,059	\$7,059	\$0
Construction - Contractor	\$4,837,048	\$2,021,766	\$6,858,814	\$0	\$0	\$0	\$0	\$0	\$6,858,814	\$6,858,814	\$0
Construction - Pre-Design	\$37,150	(\$2,406)	\$34,744	\$34,744	\$0	\$34,744	\$0	\$0	\$0	\$34,744	\$0
Construction - Direct Admin/Misc	\$43,447	\$91,908	\$135,355	\$4,300	\$0	\$4,300	\$4,300	\$0	\$131,055	\$135,355	\$0
Construction - FF+E	\$382,204	\$191,359	\$573,563	\$0	\$0	\$0	\$0	\$0	\$573,563	\$573,563	\$0
Construction - Allocated Admin	\$313,571	\$268,579	\$582,150	\$50,931	\$0	\$50,931	\$50,931	\$0	\$531,218	\$582,150	\$0
Construction - Telecommunications	\$167,489	\$141,353	\$308,842	\$0	\$0	\$0	\$0	\$0	\$308,842	\$308,842	\$0
Construction - Project Contingency	\$331,400	(\$128,047)	\$203,353	\$0	\$0	\$0	\$0	\$0	\$203,353	\$203,353	\$0
Project Total	\$6,628,000	\$2,660,473	\$9,288,473	\$89,975	\$0	\$89,975	\$55,231	\$0	\$9,198,497	\$9,288,473	\$0

Project Notes:

Year Built: 1975
 Total Area (SF): 42,822
 SJC Priority: Priority 2

Scheduled to begin work Quarter 1, 2018.



Project Summary

NC - Spencer Building - Project 2608



Schedule:

Project Phase	Actual Start	Actual Finish	2016	2017	2018	2019	2020	2021
			[Q1 Q2 Q3 Q4]	[Q1 Q2 Q3 Q4]	[Q1 Q2 Q3 Q4]	[Q1 Q2 Q3 Q4]	[Q1 Q2 Q3 Q4]	[Q1 Q2 Q3 Q4]
Program	03/15/18	07/13/18	[][][][][]	[][][][][]	[][][][][]	[][][][][]	[][][][][]	[][][][][]
Design (SD/DD/CD)	07/16/18	02/14/19	[][][][][]	[][][][][]	[][][][][]	[][][][][]	[][][][][]	[][][][][]
Procurement/Permit	02/15/19	05/17/19	[][][][][]	[][][][][]	[][][][][]	[][][][][]	[][][][][]	[][][][][]
Construction	05/20/19	02/19/20	[][][][][]	[][][][][]	[][][][][]	[][][][][]	[][][][][]	[][][][][]
Close-Out & Commissioning	02/06/20	04/07/20	[][][][][]	[][][][][]	[][][][][]	[][][][][]	[][][][][]	[][][][][]

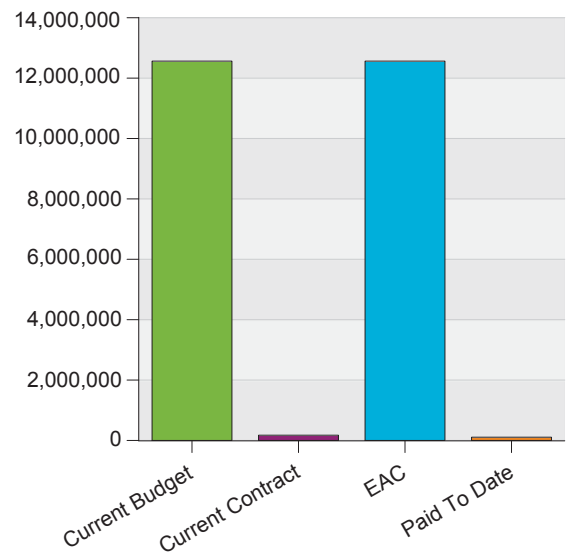
Cost Status:

	Original Budget	Budget Adjustments	Current Budget	Original Contract	Executed Changes	Current Contract	Invoiced to Date	Pending Changes	Forecast Cost	Estimate at Completion (EAC)	Budget Variance
Construction - Design	\$971,945	(\$226,029)	\$745,916	\$0	\$0	\$0	\$0	\$0	\$745,916	\$745,916	\$0
Construction - Design Reimbursables	\$33,345	\$11,410	\$44,755	\$0	\$0	\$0	\$0	\$0	\$44,755	\$44,755	\$0
Construction - Contractor PreConstr	\$6,175	\$3,373	\$9,548	\$0	\$0	\$0	\$0	\$0	\$9,548	\$9,548	\$0
Construction - Contractor	\$9,487,270	(\$197,086)	\$9,290,184	\$0	\$0	\$0	\$0	\$0	\$9,290,184	\$9,290,184	\$0
Construction - Pre-Design	\$72,865	(\$7,301)	\$65,564	\$65,564	\$0	\$65,564	\$0	\$0	\$0	\$65,564	\$0
Construction - Direct Admin/Misc	\$85,215	\$92,039	\$177,254	\$8,170	\$0	\$8,170	\$7,673	\$0	\$169,084	\$177,254	\$0
Construction - FF+E	\$749,645	\$26,107	\$775,752	\$0	\$0	\$0	\$0	\$0	\$775,752	\$775,752	\$0
Construction - Allocated Admin	\$615,030	\$298,648	\$913,678	\$99,877	\$0	\$99,877	\$99,877	\$0	\$813,800	\$913,678	\$0
Construction - Telecommunications	\$328,510	\$89,203	\$417,713	\$0	\$0	\$0	\$0	\$0	\$417,713	\$417,713	\$0
Construction - Project Contingency	\$650,000	(\$527,570)	\$122,430	\$0	\$0	\$0	\$0	\$0	\$122,430	\$122,430	\$0
Project Total	\$13,000,000	(\$437,206)	\$12,562,794	\$173,611	\$0	\$173,611	\$107,550	\$0	\$12,389,183	\$12,562,794	\$0

Project Notes:

Year Built: 1975
 Total Area (SF): 52,000
 SJC Priority: Priority 2

Scheduled to begin work Quarter 1, 2018.



San Jacinto College District 2015 Bond Program
 Project: NC - Underground Utility Tunnel - Project 2610
 Program Manager: AECOM
 Project Manager: Kenny Eldridge
 Architect: ACR Engineering, Inc.
 Contractor:

Project Summary

NC - Underground Utility Tunnel - Project 2610



Schedule:

Project Phase	Actual Start	Actual Finish	2016				2017				2018				2019				2020				2021			
			Q1	Q2	Q3	Q4	Q1	Q2	Q3	Q4	Q1	Q2	Q3	Q4	Q1	Q2	Q3	Q4	Q1	Q2	Q3	Q4	Q1	Q2	Q3	Q4
Program/Scope	03/01/17	03/28/17																								
Design	06/19/17	01/30/18																								
Procurement/Bidding Phase	02/01/18	05/07/18																								
Construction	05/21/18	03/26/20																								
Close-Out & Commissioning	03/27/20	05/27/20																								

Cost Status:

	Original Budget	Budget Adjustments	Current Budget	Original Contract	Executed Changes	Current Contract	Invoiced to Date	Pending Changes	Forecast Cost	Estimate at Completion (EAC)	Budget Variance
Construction - Design	\$785,726	(\$368,370)	\$417,356	\$384,700	\$0	\$384,700	\$326,995	\$0	\$32,656	\$417,356	\$0
Construction - Design Reimbursables	\$31,958	\$0	\$31,958	\$0	\$0	\$0	\$0	\$0	\$31,958	\$31,958	\$0
Construction - Contractor	\$9,553,238	(\$5,515,508)	\$4,037,730	\$37,770	\$0	\$37,770	\$37,770	\$0	\$3,999,960	\$4,037,730	\$0
Construction - Pre-Design	\$147,668	(\$95,418)	\$52,250	\$0	\$0	\$0	\$0	\$0	\$52,250	\$52,250	\$0
Construction - Direct Admin/Misc	\$358,150	(\$275,357)	\$82,793	\$38,475	\$0	\$38,475	\$31,113	\$0	\$44,318	\$82,793	\$0
Construction - FF+E	\$0	\$339,625	\$339,625	\$792	\$0	\$792	\$0	\$0	\$338,833	\$339,625	\$0
Construction - Allocated Admin	\$143,260	\$126,598	\$269,858	\$0	\$0	\$0	\$0	\$0	\$269,858	\$269,858	\$0
Construction - Project Contingency	\$580,000	(\$311,570)	\$268,430	\$0	\$0	\$0	\$0	\$0	\$268,430	\$268,430	\$0
Project Total	\$11,600,000	(\$6,100,000)	\$5,500,000	\$461,737	\$0	\$461,737	\$395,878	\$0	\$5,038,263	\$5,500,000	\$0

Project Notes:

Year Built:
 Total Area (SF): 0
 SJC Priority: Priority 3

Safety:
 No incidents to report

Progress:
 The CSP Solicitation was advertised February 14, 2018 with proposals received March 20, 2018. Board approval of a contract award is anticipated in May 2018.

Activities Next Period:
 Upon Board approval of a contract award, issue contract and begin submittal process.

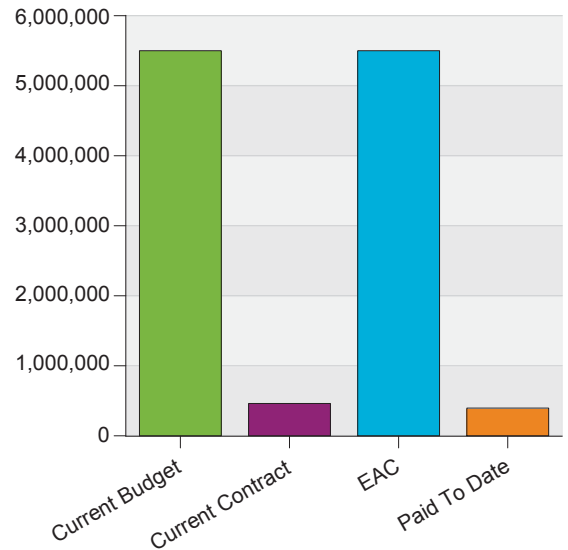
Issues:
 None.

Cost Issues:
 None.

RFI's:
 None

Submittals:
 None

Changes to Schedule:
 None



Project Summary

NC - Burluson / ECHS - Project 2613



Schedule:

Project Phase	Actual Start	Actual Finish	2016		2017		2018		2019		2020		2021					
			Q1	Q2	Q3	Q4	Q1	Q2	Q3	Q4	Q1	Q2	Q3	Q4	Q1	Q2	Q3	Q4
Program	01/08/18	02/06/18																
Design (SD/CD/DD)	02/13/18	06/14/18																
Procurement/Permit	06/15/18	09/14/18																
Construction	09/17/18	08/14/20																
Close-Out & Commissioning	08/17/20	09/15/20																

Cost Status:

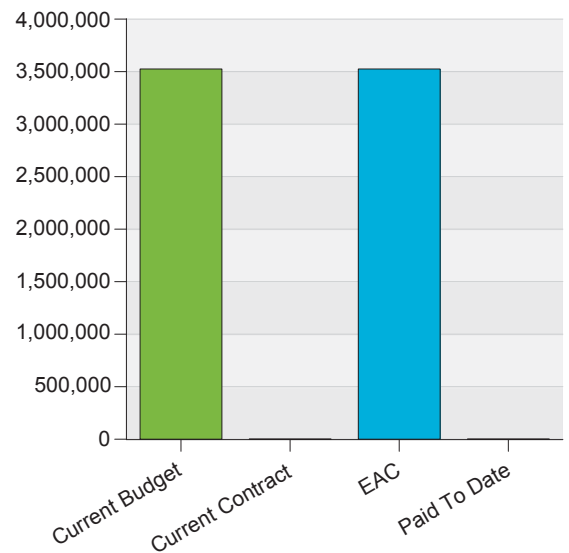
	Original Budget	Budget Adjustments	Current Budget	Original Contract	Executed Changes	Current Contract	Invoiced to Date	Pending Changes	Forecast Cost	Estimate at Completion (EAC)	Budget Variance
Construction - Design	\$0	\$12,558	\$12,558	\$0	\$0	\$0	\$0	\$0	\$12,558	\$12,558	\$0
Construction - Contractor PreConstr	\$0	\$2,679	\$2,679	\$0	\$0	\$0	\$0	\$0	\$2,679	\$2,679	\$0
Construction - Contractor	\$0	\$2,570,968	\$2,570,968	\$0	\$0	\$0	\$0	\$0	\$2,570,968	\$2,570,968	\$0
Construction - Pre-Design	\$0	\$19,758	\$19,758	\$0	\$0	\$0	\$0	\$0	\$19,758	\$19,758	\$0
Construction - Direct Admin/Misc	\$0	\$57,611	\$57,611	\$0	\$0	\$0	\$0	\$0	\$57,611	\$57,611	\$0
Construction - FF+E	\$0	\$217,669	\$217,669	\$0	\$0	\$0	\$0	\$0	\$217,669	\$217,669	\$0
Construction - Allocated Admin	\$0	\$252,530	\$252,530	\$0	\$0	\$0	\$0	\$0	\$252,530	\$252,530	\$0
Construction - Telecommunications	\$0	\$117,206	\$117,206	\$0	\$0	\$0	\$0	\$0	\$117,206	\$117,206	\$0
Construction - Project Contingency	\$0	\$64,724	\$64,724	\$0	\$0	\$0	\$0	\$0	\$64,724	\$64,724	\$0
Project Total	\$0	\$3,525,000	\$3,525,000	\$0	\$0	\$0	\$0	\$0	\$3,525,000	\$3,525,000	\$0

Project Notes:

Year Built:
Total Area (SF): 48,730
SJC Priority:



Safety: No incidents to report.
Progress: College Leadership determined N7-Burluson Building is the preferred location for the future home of the Early College High School (ECHS) program, and the Board of Trustees authorized engagement of Kirksey Architects to advance the initiative into assessment, programming and design.
 The initial detailed facility condition assessment by Kirksey has been completed. A revised 'test-fit' layout was generated by the College for evaluation by End-User Leadership, and a follow-up meeting is planned to finalize program requirements.
Activities Next Period: Based on the actual condition assessment results, and final guidance from the ECHS Leadership, the Design Team will propose a draft-final program and construction scope of work to meet the agreed-to ECHS program requirements.
Issues: Due to the nature of the occupants, renovation work must follow more stringent code requirements. The Design Team is researching the most appropriate and most efficient options to meet all applicable regulations.
Cost Issues: Funding for the complete Early College High School program renovation is pending Board action.
RFI's: None
Submittals: None
Changes to Schedule: As the required program is finalized, a proposed phasing plan will provide detail to support generation and publication of a detailed revised, Project Master Schedule.



Project Summary



Program Manager: AECOM
Project Manager: Connie Miller
Architect: Kirksey
Contractor: Tellepsen Builders, LP

SC - Engineering/Technology Center - Project 3601

Schedule:

Project Phase	Actual Start	Actual Finish	2016				2017				2018				2019				2020				2021			
			Q1	Q2	Q3	Q4	Q1	Q2	Q3	Q4	Q1	Q2	Q3	Q4	Q1	Q2	Q3	Q4	Q1	Q2	Q3	Q4	Q1	Q2	Q3	Q4
Program	01/25/17	09/11/17																								
Design (SD/DD/CD)	10/09/17	07/13/18																								
Procurement/Permit	07/09/18	09/28/18																								
Construction	10/01/18	08/30/19																								
Close-Out & Commissioning	08/19/19	10/11/19																								

Cost Status:

	Original Budget	Budget Adjustments	Current Budget	Original Contract	Executed Changes	Current Contract	Invoiced to Date	Pending Changes	Forecast Cost	Estimate at Completion (EAC)	Budget Variance
Construction - Design	\$1,686,250	(\$597,070)	\$1,089,180	\$990,164	\$0	\$990,164	\$217,836	\$0	\$99,016	\$1,089,180	\$0
Construction - Design Reimbursables	\$101,175	(\$35,175)	\$66,000	\$66,000	\$0	\$66,000	\$29	\$0	\$0	\$66,000	\$0
Construction - Contractor PreConstr	\$21,584	\$1,971	\$23,555	\$0	\$0	\$0	\$0	\$0	\$23,555	\$23,555	\$0
Construction - Contractor	\$20,449,491	\$3,271,802	\$23,721,293	\$15,000	\$0	\$15,000	\$0	\$0	\$23,706,293	\$23,721,293	\$0
Construction - Pre-Design	\$269,800	(\$159,800)	\$110,000	\$110,000	\$0	\$110,000	\$109,835	\$0	\$0	\$110,000	\$0
Construction - Direct Admin/Misc	\$404,700	\$49,463	\$454,163	\$153,940	\$0	\$153,940	\$16,286	\$0	\$300,222	\$454,163	\$0
Construction - FF+E	\$1,753,700	\$160,170	\$1,913,870	\$3,992	\$0	\$3,992	\$3,992	\$0	\$1,909,878	\$1,913,870	\$0
Construction - Allocated Admin	\$1,349,000	\$805,048	\$2,154,048	\$218,204	\$0	\$218,204	\$218,204	\$0	\$1,935,844	\$2,154,048	\$0
Construction - Telecommunications	\$944,300	\$86,246	\$1,030,546	\$0	\$0	\$0	\$0	\$0	\$1,030,546	\$1,030,546	\$0
Construction - Project Contingency	\$1,420,000	(\$988,805)	\$431,195	\$0	\$0	\$0	\$0	\$0	\$431,195	\$431,195	\$0
Project Total	\$28,400,000	\$2,593,850	\$30,993,850	\$1,557,300	\$0	\$1,557,300	\$566,182	\$0	\$29,436,549	\$30,993,850	\$0

Project Notes:

Year Built:
Total Area (SF): 74,000
SJC Priority: Priority 1

Safety:
 No incidents to report

Progress:
 The Architect produced a 100% DD document for review and CMAR pricing to verify if the project is presently within budget. The Design Team, Facilities Leadership, and AECOM continue to meet with Campus Leadership and key staffs to ensure instructional requirements are met. The SJCD IT Leadership has been engaged to fulfill the communications and security requirements for the new facility.

Activities Next Period:
 Continue with the CD phase of design and conduct regularly scheduled meetings to advance the design process.

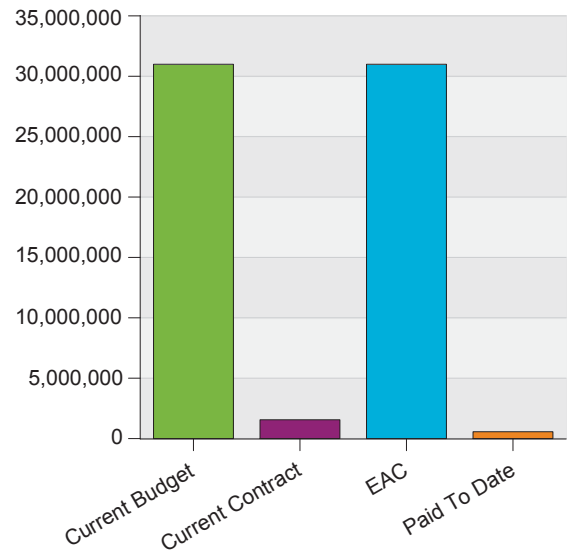
Issues:
 None

Cost Issues:
 None

RFI's:
 None

Submittals:
 None

Changes to Schedule:
 None



Project Summary

SC - Cosmetology Center - Project 3602



Schedule:

Project Phase	Actual Start	Actual Finish	2016				2017				2018				2019				2020				2021			
			Q1	Q2	Q3	Q4	Q1	Q2	Q3	Q4	Q1	Q2	Q3	Q4	Q1	Q2	Q3	Q4	Q1	Q2	Q3	Q4	Q1	Q2	Q3	Q4
Program	11/25/16	08/01/17																								
Design (SD/DD/CD)	09/18/17	06/04/18																								
Procurement/Permit	05/29/18	08/20/18																								
Construction	08/21/18	08/23/19																								
Close-Out & Commissioning	08/12/19	10/04/19																								

Cost Status:

	Original Budget	Budget Adjustments	Current Budget	Original Contract	Executed Changes	Current Contract	Invoiced to Date	Pending Changes	Forecast Cost	Estimate at Completion (EAC)	Budget Variance
Construction - Design	\$962,647	(\$243,186)	\$719,461	\$620,771	\$0	\$620,771	\$237,142	\$0	\$98,690	\$719,461	\$0
Construction - Design Reimbursables	\$57,759	(\$45,259)	\$12,500	\$12,500	\$0	\$12,500	\$0	\$0	\$0	\$12,500	\$0
Construction - Contractor PreConstr	\$12,322	\$45,678	\$58,000	\$0	\$0	\$0	\$0	\$0	\$58,000	\$58,000	\$0
Construction - Contractor	\$11,674,211	\$896,366	\$12,570,577	\$58,650	\$0	\$58,650	\$40,000	\$0	\$12,511,927	\$12,570,577	\$0
Construction - Pre-Design	\$154,024	(\$89,524)	\$64,500	\$64,500	\$0	\$64,500	\$64,500	\$0	\$0	\$64,500	\$0
Construction - Direct Admin/Misc	\$231,035	\$14,045	\$245,080	\$130,141	\$0	\$130,141	\$31,469	\$0	\$114,939	\$245,080	\$0
Construction - FF+E	\$1,001,153	\$25,224	\$1,026,377	\$2,279	\$0	\$2,279	\$0	\$0	\$1,024,098	\$1,026,377	\$0
Construction - Allocated Admin	\$770,117	\$407,854	\$1,177,971	\$124,574	\$0	\$124,574	\$124,574	\$0	\$1,053,397	\$1,177,971	\$0
Construction - Telecommunications	\$539,082	\$13,582	\$552,664	\$0	\$0	\$0	\$0	\$0	\$552,664	\$552,664	\$0
Construction - Project Contingency	\$810,650	(\$616,297)	\$194,353	\$0	\$0	\$0	\$0	\$0	\$194,353	\$194,353	\$0
Project Total	\$16,213,000	\$408,483	\$16,621,483	\$1,013,415	\$0	\$1,013,415	\$497,685	\$0	\$15,608,068	\$16,621,483	\$0

Project Notes:

Year Built:
Total Area (SF): 39,300
SJC Priority: Priority 1

Safety: No incidents to report
 Progress: 50% CD phase is complete and AECOM forward the documents for review/comments to Architect. The Architect is now continuing on to 100% Construction Documents due May 2018. Team has shared performance specifications for cosmetology equipment for both Cosmetology buildings.

Site field investigations have been conducted to confirm utility pathways.

Architect conducted a pre-development meeting with the City's Plan Review officials where plans were well received. Comment was made regarding elements of the detention and drainage which are being addressed along with plumbing counts. No major obstacles are anticipated for permit submittal to City.

A meeting has been scheduled with SJCD facilities to review 50% CD's

Activities Next Period: Preceding with 100% the Construction Document Phase work. Review budget and CMAR pricing. CMAR to issue GMP

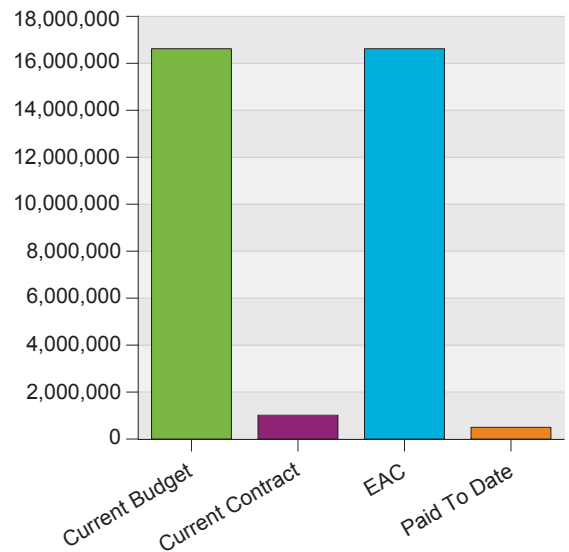
Issues: None

Cost Issues: Initial budget analysis by the CMAR indicates the project is approximately 10-15% over budget. Work continues refining the costs and design to minimize this budget issue. CMAR has made adjustments and the AE firm is making refinements to the documents.

RFI's: None

Submittals: None

Changes to Schedule: Due to additional time required to reconcile size and function of some of the proposed spaces of the new facility, the schedule had been adjusted accordingly and is on track.



San Jacinto College District 2015 Bond Program
 Project: SC - Longenecker Renovation - Project 3603
 Program Manager: AECOM
 Project Manager: Connie Miller
 Architect: Page
 Contractor:

Project Summary

SC - Longenecker Renovation - Project 3603



Schedule:

Project Phase	Actual Start	Actual Finish	2016			2017			2018			2019			2020			2021				
			G1	G2	G3	G4	G1	G2	G3	G4	G1	G2	G3	G4	G1	G2	G3	G4	G1	G2	G3	G4
Program	10/16/17	01/05/18																				
Design	03/26/18	10/15/18																				
Procurement/Permit	10/16/18	02/18/19																				
Construction - Phase I	02/19/19	08/21/19																				
Task	07/23/19	11/21/19																				
Close-Out & Commissioning	09/25/20	11/25/20																				
Task	10/23/19	02/21/20																				
Task	02/24/20	06/24/20																				
Task	05/26/20	09/24/20																				

Cost Status:

	Original Budget	Budget Adjustments	Current Budget	Original Contract	Executed Changes	Current Contract	Invoiced to Date	Pending Changes	Forecast Cost	Estimate at Completion (EAC)	Budget Variance
Construction - Design	\$1,339,203	(\$244,618)	\$1,094,585	\$995,077	\$0	\$995,077	\$7,051	\$0	\$99,508	\$1,094,585	\$0
Construction - Design Reimbursables	\$80,352	(\$20,648)	\$59,704	\$59,704	\$0	\$59,704	\$0	\$0	\$0	\$59,704	\$0
Construction - Contractor PreConstr	\$17,142	(\$333)	\$16,809	\$0	\$0	\$0	\$0	\$0	\$16,809	\$16,809	\$0
Construction - Contractor	\$16,641,474	(\$309,945)	\$16,331,529	\$0	\$0	\$0	\$0	\$0	\$16,331,529	\$16,331,529	\$0
Construction - Pre-Design	\$214,273	(\$107,816)	\$106,457	\$106,457	\$0	\$106,457	\$83,890	\$0	\$0	\$106,457	\$0
Construction - Direct Admin/Misc	\$321,409	(\$5,384)	\$316,025	\$0	\$0	\$0	\$0	\$0	\$316,025	\$316,025	\$0
Construction - FF+E	\$1,392,771	(\$27,059)	\$1,365,712	\$0	\$0	\$0	\$0	\$0	\$1,365,712	\$1,365,712	\$0
Construction - Allocated Admin	\$710,000	\$888,153	\$1,598,153	\$173,290	\$0	\$173,290	\$173,290	\$0	\$1,424,863	\$1,598,153	\$0
Construction - Telecommunications	\$749,954	(\$14,571)	\$735,383	\$660	\$0	\$660	\$660	\$0	\$734,723	\$735,383	\$0
Construction - Project Contingency	\$1,088,422	(\$595,991)	\$492,431	\$0	\$0	\$0	\$0	\$0	\$492,431	\$492,431	\$0
Project Total	\$22,555,000	(\$438,212)	\$22,116,788	\$1,335,188	\$0	\$1,335,188	\$264,890	\$0	\$20,781,600	\$22,116,788	\$0

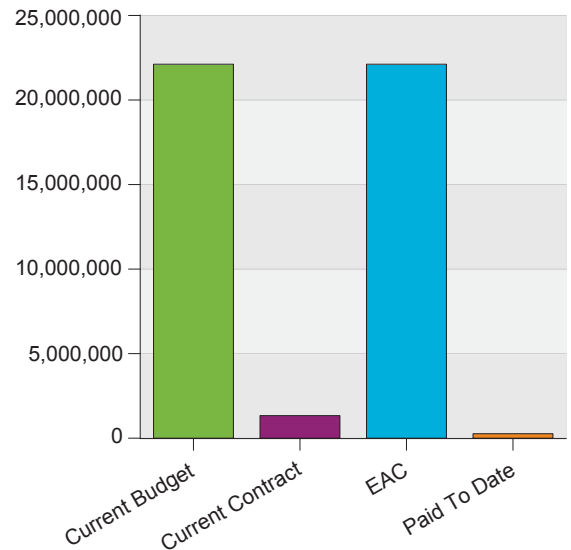

Project Notes:

Year Built: 1979
 Total Area (SF): 93,311
 SJC Priority: Priority 1

Safety: None

Progress: The updated Program will be circulated to SJCD for sign-off and approval. The Architect's proposal for Design has been submitted and approved by the Board. The contract for Design is in final draft stage and will be forwarded to Page for review and execution. The SD Phase continues with the MEP scope of the work as the prime driver of the renovation planning. Based upon the limits of flex space for instruction and faculty offices at South Campus, this renovation will need to be conducted in phases. AECOM, Page, Facilities Leadership, and Campus Leadership are working together to produce a logical phasing schedule mitigating the problem of no flex space. SJCD IT Leadership has been engaged to plan for design of this scope of work during renovation. The Main Distribution Frame (MDF) communications hub enters the Longenecker building and is then distributed throughout the Campus.

Activities Next Period: Continue with SD Design process. Begin procurement process for the CMAR.
 Issues: None
 Cost Issues: None
 RFIs: None
 Submittals: None
 Changes to Schedule: To be determined



Project Summary



Program Manager: AECOM
 Project Manager: Connie Miller
 Architect:
 Contractor:

SC - Primary Electrical Svc Upgrade - Project 3605

Schedule:

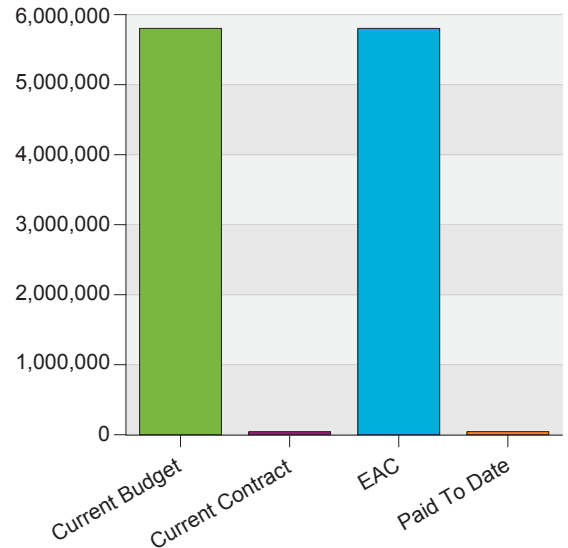
Project Phase	Actual Start	Actual Finish	2016				2017				2018				2019				2020				2021			
			Q1	Q2	Q3	Q4	Q1	Q2	Q3	Q4	Q1	Q2	Q3	Q4	Q1	Q2	Q3	Q4	Q1	Q2	Q3	Q4	Q1	Q2	Q3	Q4
Scope Definition	07/10/17	02/06/18																								
Design	03/07/18	07/24/18																								
Procurement/Bidding Phase	07/18/18	09/11/18																								
Construction	09/12/18	02/26/19																								
Close-Out & Commissioning	02/27/19	04/23/19																								

Cost Status:

	Original Budget	Budget Adjustments	Current Budget	Original Contract	Executed Changes	Current Contract	Invoiced to Date	Pending Changes	Forecast Cost	Estimate at Completion (EAC)	Budget Variance
Construction - Design	\$344,375	\$0	\$344,375	\$0	\$0	\$0	\$0	\$0	\$344,375	\$344,375	\$0
Construction - Design Reimbursables	\$20,663	\$0	\$20,663	\$0	\$0	\$0	\$0	\$0	\$20,663	\$20,663	\$0
Construction - Contractor PreConstr	\$0	\$0	\$0	\$0	\$0	\$0	\$0	\$0	\$0	\$0	\$0
Construction - Contractor	\$4,834,750	(\$241,747)	\$4,593,003	\$0	\$0	\$0	\$0	\$0	\$4,593,003	\$4,593,003	\$0
Construction - Pre-Design	\$55,100	\$0	\$55,100	\$0	\$0	\$0	\$0	\$0	\$55,100	\$55,100	\$0
Construction - Direct Admin/Misc	\$82,650	\$0	\$82,650	\$0	\$0	\$0	\$0	\$0	\$82,650	\$82,650	\$0
Construction - FF+E	\$0	\$0	\$0	\$0	\$0	\$0	\$0	\$0	\$0	\$0	\$0
Construction - Allocated Admin	\$182,576	\$125,611	\$308,187	\$44,561	\$0	\$44,561	\$44,561	\$0	\$263,626	\$308,187	\$0
Construction - Telecommunications	\$0	\$0	\$0	\$0	\$0	\$0	\$0	\$0	\$0	\$0	\$0
Construction - Project Contingency	\$279,886	\$119,167	\$399,053	\$0	\$0	\$0	\$0	\$0	\$399,053	\$399,053	\$0
Project Total	\$5,800,000	\$3,031	\$5,803,031	\$44,561	\$0	\$44,561	\$44,561	\$0	\$5,758,470	\$5,803,031	\$0

Project Notes:

Year Built:
 Total Area (SF): 0
 SJC Priority: Study 1



San Jacinto College District 2015 Bond Program
 Project: SC - HW/CW Piping Relocation - Project 3607
 Program Manager: AECOM
 Project Manager: Connie Miller
 Architect:
 Contractor:

Project Summary



SC - HW/CW Piping Relocation - Project 3607

Schedule:

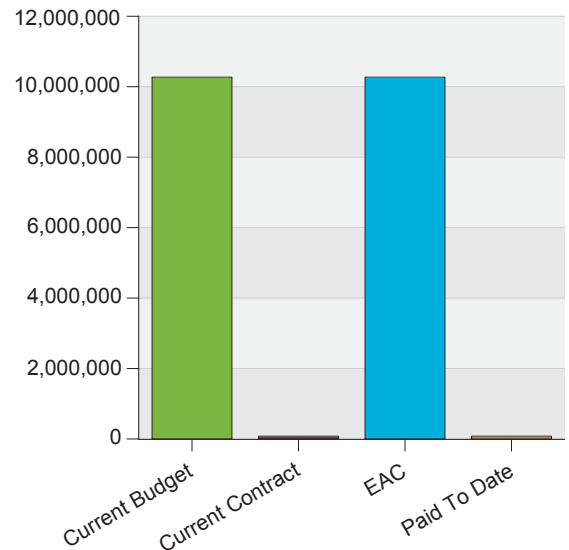
Project Phase	Actual Start	Actual Finish	2016	2017	2018	2019	2020	2021
			Q1 Q2 Q3 Q4	Q1 Q2 Q3 Q4	Q1 Q2 Q3 Q4	Q1 Q2 Q3 Q4	Q1 Q2 Q3 Q4	Q1 Q2 Q3 Q4
Scope Definition	11/15/17	01/10/18	□□□□	□□□□	■□□□	□□□□	□□□□	□□□□
Design	02/28/18	07/17/18	□□□□	□□□□	■□□□	□□□□	□□□□	□□□□
Procurement/Bidding Phase	07/11/18	09/04/18	□□□□	□□□□	■□□□	□□□□	□□□□	□□□□
Construction	09/05/18	08/06/19	□□□□	□□□□	■□□□	■□□□	□□□□	□□□□
Close-Out & Commissioning	08/07/19	10/01/19	□□□□	□□□□	■□□□	■□□□	□□□□	□□□□

Cost Status:

	Original Budget	Budget Adjustments	Current Budget	Original Contract	Executed Changes	Current Contract	Invoiced to Date	Pending Changes	Forecast Cost	Estimate at Completion (EAC)	Budget Variance
Construction - Design	\$695,368	\$0	\$695,368	\$0	\$0	\$0	\$0	\$0	\$695,368	\$695,368	\$0
Construction - Design Reimbursables	\$28,283	\$0	\$28,283	\$0	\$0	\$0	\$0	\$0	\$28,283	\$28,283	\$0
Construction - Contractor PreConstr	\$0	\$0	\$0	\$0	\$0	\$0	\$0	\$0	\$0	\$0	\$0
Construction - Contractor	\$8,454,616	(\$237,527)	\$8,217,089	\$0	\$0	\$0	\$0	\$0	\$8,217,089	\$8,217,089	\$0
Construction - Pre-Design	\$130,686	\$0	\$130,686	\$0	\$0	\$0	\$0	\$0	\$130,686	\$130,686	\$0
Construction - Direct Admin/Misc	\$316,963	\$0	\$316,963	\$0	\$0	\$0	\$0	\$0	\$316,963	\$316,963	\$0
Construction - FF+E	\$0	\$0	\$0	\$0	\$0	\$0	\$0	\$0	\$0	\$0	\$0
Construction - Allocated Admin	\$323,159	\$55,449	\$378,608	\$78,869	\$0	\$78,869	\$78,869	\$0	\$299,739	\$378,608	\$0
Construction - Telecommunications	\$0	\$0	\$0	\$0	\$0	\$0	\$0	\$0	\$0	\$0	\$0
Construction - Project Contingency	\$316,925	\$187,439	\$504,364	\$0	\$0	\$0	\$0	\$0	\$504,364	\$504,364	\$0
Project Total	\$10,266,000	\$5,361	\$10,271,361	\$78,869	\$0	\$78,869	\$78,869	\$0	\$10,192,492	\$10,271,361	\$0

Project Notes:

Year Built:
 Total Area (SF): 0
 SJC Priority: Priority 1/2



San Jacinto College District 2015 Bond Program
 Project: SC - Sanitary Sewer Rehabilitation - Project 3608
 Program Manager: AECOM
 Project Manager: Connie Miller
 Architect:
 Contractor:

Project Summary



SC - Sanitary Sewer Rehabilitation - Project 3608

Schedule:

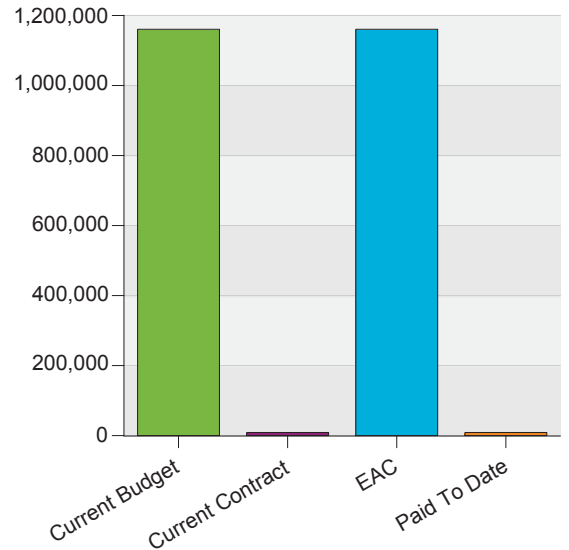
Project Phase	Actual Start	Actual Finish	2016	2017	2018	2019	2020	2021
			Q1 Q2 Q3 Q4	Q1 Q2 Q3 Q4	Q1 Q2 Q3 Q4	Q1 Q2 Q3 Q4	Q1 Q2 Q3 Q4	Q1 Q2 Q3 Q4
Scope Definition	08/14/17	10/30/17	□□□□	□□■□	□□□□	□□□□	□□□□	□□□□
Design	01/12/18	05/04/18	□□□□	□□□□	■□□□	□□□□	□□□□	□□□□
Procurement/Bidding Phase	05/07/18	06/29/18	□□□□	□□□□	■□□□	□□□□	□□□□	□□□□
Construction	07/02/18	12/14/18	□□□□	□□□□	□□■□	□□□□	□□□□	□□□□
Close-Out & Commissioning	12/03/18	01/25/19	□□□□	□□□□	□□■□	■□□□	□□□□	□□□□

Cost Status:

	Original Budget	Budget Adjustments	Current Budget	Original Contract	Executed Changes	Current Contract	Invoiced to Date	Pending Changes	Forecast Cost	Estimate at Completion (EAC)	Budget Variance
Construction - Design	\$78,573	\$0	\$78,573	\$0	\$0	\$0	\$0	\$0	\$78,573	\$78,573	\$0
Construction - Design Reimbursables	\$3,196	\$0	\$3,196	\$0	\$0	\$0	\$0	\$0	\$3,196	\$3,196	\$0
Construction - Contractor PreConstr	\$0	\$0	\$0	\$0	\$0	\$0	\$0	\$0	\$0	\$0	\$0
Construction - Contractor	\$955,324	(\$26,837)	\$928,487	\$0	\$0	\$0	\$0	\$0	\$928,487	\$928,487	\$0
Construction - Pre-Design	\$14,767	\$0	\$14,767	\$0	\$0	\$0	\$0	\$0	\$14,767	\$14,767	\$0
Construction - Direct Admin/Misc	\$35,815	\$0	\$35,815	\$0	\$0	\$0	\$0	\$0	\$35,815	\$35,815	\$0
Construction - FF+E	\$0	\$0	\$0	\$0	\$0	\$0	\$0	\$0	\$0	\$0	\$0
Construction - Allocated Admin	\$36,515	\$5,811	\$42,326	\$8,915	\$0	\$8,915	\$8,915	\$0	\$33,410	\$42,326	\$0
Construction - Telecommunications	\$0	\$0	\$0	\$0	\$0	\$0	\$0	\$0	\$0	\$0	\$0
Construction - Project Contingency	\$35,810	\$21,635	\$57,445	\$0	\$0	\$0	\$0	\$0	\$57,445	\$57,445	\$0
Project Total	\$1,160,000	\$609	\$1,160,609	\$8,915	\$0	\$8,915	\$8,915	\$0	\$1,151,693	\$1,160,609	\$0

Project Notes:

Year Built:
 Total Area (SF): 0
 SJC Priority: Priority 1/2



Project Summary

SC - Jones Renovation - Project 3610



Schedule:

Project Phase	Actual Start	Actual Finish	2016	2017	2018	2019	2020	2021
			Q1 Q2 Q3 Q4	Q1 Q2 Q3 Q4	Q1 Q2 Q3 Q4	Q1 Q2 Q3 Q4	Q1 Q2 Q3 Q4	Q1 Q2 Q3 Q4
Program	10/04/18	11/28/18	□□□□	□□□□	■□□□	□□□□	□□□□	□□□□
Design (SD/DD/CD)	12/06/18	08/14/19	□□□□	□□□□	■□□□	■□□□	□□□□	□□□□
Procurement/Permit	08/15/19	11/06/19	□□□□	□□□□	■□□□	□□■□	□□□□	□□□□
Construction	01/20/20	01/18/21	□□□□	□□□□	■□□□	□□□□	■□□□	■□□□
Close-Out & Commissioning	01/04/21	03/01/21	□□□□	□□□□	■□□□	□□□□	□□□□	■□□□

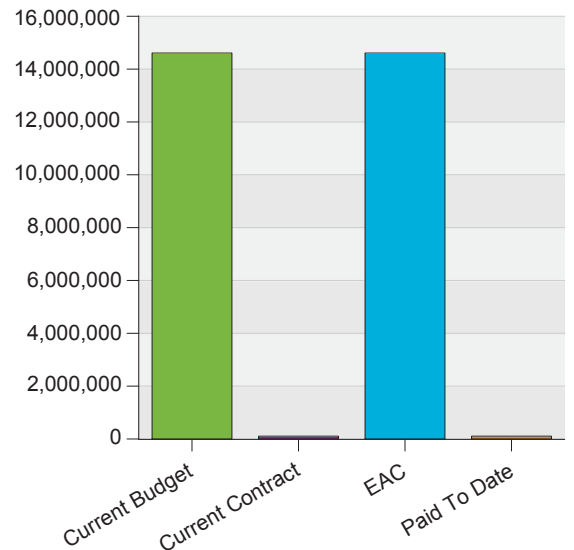
Cost Status:

	Original Budget	Budget Adjustments	Current Budget	Original Contract	Executed Changes	Current Contract	Invoiced to Date	Pending Changes	Forecast Cost	Estimate at Completion (EAC)	Budget Variance
Construction - Design	\$1,031,981	(\$164,618)	\$867,363	\$0	\$0	\$0	\$0	\$0	\$867,363	\$867,363	\$0
Construction - Design Reimbursables	\$35,405	\$16,637	\$52,042	\$0	\$0	\$0	\$0	\$0	\$52,042	\$52,042	\$0
Construction - Contractor PreConstr	\$6,556	\$4,546	\$11,102	\$0	\$0	\$0	\$0	\$0	\$11,102	\$11,102	\$0
Construction - Contractor	\$10,073,291	\$842,188	\$10,915,479	\$0	\$0	\$0	\$0	\$0	\$10,915,479	\$10,915,479	\$0
Construction - Pre-Design	\$77,366	\$4,513	\$81,879	\$0	\$0	\$0	\$0	\$0	\$81,879	\$81,879	\$0
Construction - Direct Admin/Misc	\$90,479	\$115,635	\$206,114	\$0	\$0	\$0	\$0	\$0	\$206,114	\$206,114	\$0
Construction - FF+E	\$795,950	\$106,108	\$902,058	\$0	\$0	\$0	\$0	\$0	\$902,058	\$902,058	\$0
Construction - Allocated Admin	\$653,020	\$375,523	\$1,028,543	\$106,054	\$0	\$106,054	\$106,054	\$0	\$922,489	\$1,028,543	\$0
Construction - Telecommunications	\$348,802	\$136,921	\$485,723	\$0	\$0	\$0	\$0	\$0	\$485,723	\$485,723	\$0
Construction - Project Contingency	\$690,150	(\$632,234)	\$57,916	\$0	\$0	\$0	\$0	\$0	\$57,916	\$57,916	\$0
Project Total	\$13,803,000	\$805,219	\$14,608,219	\$106,054	\$0	\$106,054	\$106,054	\$0	\$14,502,165	\$14,608,219	\$0

Project Notes:

Year Built: 1983
 Total Area (SF): 53,224
 SJC Priority: Priority 2

Scheduled to begin work Quarter 2, 2019.



Project Summary



SC - Bruce Student Ctr Renovation - Project 3611

Program Manager: AECOM
 Project Manager: Connie Miller
 Architect: Kirksey
 Contractor: StructureTone Southwest Inc

Schedule:

Project Phase	Actual Start	Actual Finish	2016				2017				2018				2019				2020				2021			
			Q1	Q2	Q3	Q4	Q1	Q2	Q3	Q4	Q1	Q2	Q3	Q4	Q1	Q2	Q3	Q4	Q1	Q2	Q3	Q4	Q1	Q2	Q3	Q4
Program Phase-I	12/13/16	01/02/17																								
Design Phase-I	01/19/17	03/08/17																								
Procurement/Permit Phase-I	03/09/17	04/05/17																								
Board Approval Process	04/06/17	05/01/17																								
Construction Phase I - First Floor	05/02/17	07/26/17																								
Construction Phase-I - Second Floor	05/02/17	06/23/17																								
Close-Out & Commissioning Phase-I	07/31/17	08/11/17																								
Program Phase-II	01/07/19	03/01/19																								
Design Phase-II	01/14/19	09/20/19																								
Procurement/Permit Phase-II	09/23/19	12/13/19																								
Construction Phase-II	12/09/19	11/06/20																								
Close-out & Commissioning Phase-II	10/26/20	12/18/20																								

Cost Status:

	Original Budget	Budget Adjustments	Current Budget	Original Contract	Executed Changes	Current Contract	Invoiced to Date	Pending Changes	Forecast Cost	Estimate at Completion (EAC)	Budget Variance
Construction - Design	\$777,556	(\$699,176)	\$78,380	\$78,380	\$0	\$78,380	\$78,380	\$0	\$0	\$78,380	\$0
Construction - Design Reimbursables	\$26,676	(\$16,471)	\$10,205	\$7,634	\$0	\$10,205	\$7,504	\$2,572	\$2,572	\$10,205	\$0
Construction - Contractor PreConstr	\$4,940	(\$4,940)	\$0	\$0	\$0	\$0	\$0	\$0	\$0	\$0	\$0
Construction - Contractor	\$7,589,816	(\$6,187,766)	\$1,402,050	\$1,174,800	\$227,250	\$1,402,050	\$1,402,050	\$0	\$0	\$1,402,050	\$0
Construction - Pre-Design	\$58,292	(\$58,292)	\$0	\$0	\$0	\$0	\$0	\$0	\$0	\$0	\$0
Construction - Direct Admin/Misc	\$68,172	(\$34,704)	\$33,468	\$33,468	\$0	\$33,468	\$33,468	\$0	\$0	\$33,468	\$0
Construction - FF+E	\$599,716	(\$252,197)	\$347,519	\$347,519	\$0	\$347,519	\$347,265	\$0	\$0	\$347,519	\$0
Construction - Allocated Admin	\$492,024	(\$161,066)	\$330,958	\$79,905	\$0	\$79,905	\$79,905	\$0	\$251,052	\$330,957	\$0
Construction - Telecommunications	\$262,808	(\$162,130)	\$100,678	\$100,678	\$0	\$100,678	\$100,678	\$0	\$0	\$100,678	\$0
Construction - Project Contingency	\$520,000	\$692,180	\$1,212,180	\$0	\$0	\$0	\$0	\$0	\$1,212,181	\$1,212,181	(\$1)
Project Total	\$10,400,000	(\$6,884,563)	\$3,515,437	\$1,822,384	\$227,250	\$2,052,205	\$2,049,250	\$2,572	\$1,465,805	\$3,515,438	(\$1)

Project Summary



SC - Bruce Student Ctr Renovation - Project 3611

Program Manager: AECOM
Project Manager: Connie Miller
Architect: Kirksey
Contractor: StructureTone Southwest Inc

Project Notes:

Year Built: 1989
Total Area (SF): 57,325
SJC Priority: Priority 2

Safety:
No incidents to report

Progress:
This Phase 1 renovation project is complete and closed out.

Activities Next Period:
None.

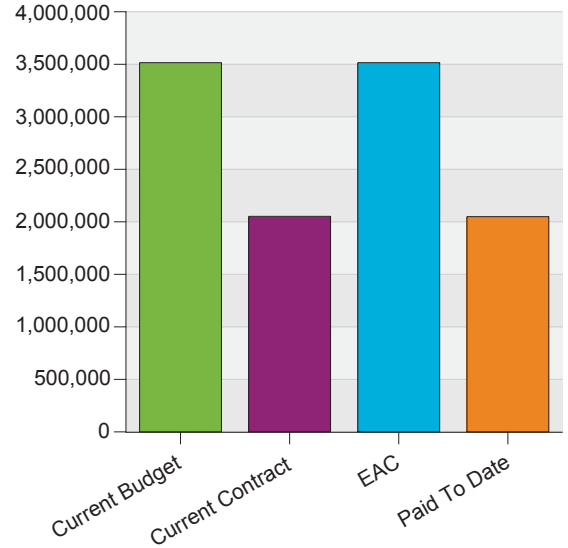
Issues:
None

Cost Issues:
None.

RFI's:
None outstanding.

Submittals:
None outstanding.

Changes to Schedule:
None outstanding.



Project Summary

SC - HVAC Tech Building - Proj. 3612



Schedule:

Project Phase	Actual Start	Actual Finish	2016				2017				2018				2019				2020				2021			
			Q1	Q2	Q3	Q4	Q1	Q2	Q3	Q4	Q1	Q2	Q3	Q4	Q1	Q2	Q3	Q4	Q1	Q2	Q3	Q4	Q1	Q2	Q3	Q4
Feasibility/Program	05/24/17	10/16/17																								
Design/Permit	02/05/18	05/11/18																								
Procure/Bid	05/03/18	07/03/18																								
Abatement	07/04/18	07/31/18																								
Construction	08/01/18	01/01/19																								
Close out	12/26/18	01/22/19																								

Cost Status:

	Original Budget	Budget Adjustments	Current Budget	Original Contract	Executed Changes	Current Contract	Invoiced to Date	Pending Changes	Forecast Cost	Estimate at Completion (EAC)	Budget Variance
Construction - Design	\$12,847	\$135,934	\$148,781	\$0	\$0	\$0	\$0	\$0	\$148,781	\$148,781	\$0
Construction - Design Reimbursables	\$860	\$12,731	\$13,591	\$5,000	\$0	\$5,000	\$0	\$0	\$13,591	\$18,591	(\$5,000)
Construction - Contractor PreConstr	\$207,358	\$2,196,874	\$2,404,232	\$50,799	\$0	\$50,799	\$4,074	\$0	\$2,353,433	\$2,404,232	\$0
Construction - Contractor	\$36,744	\$367,501	\$404,245	\$0	\$0	\$0	\$0	\$0	\$404,245	\$404,245	\$0
Construction - Pre-Design	\$3,972	\$8,991	\$12,963	\$12,963	\$0	\$12,963	\$12,963	\$0	\$0	\$12,963	\$0
Construction - Direct Admin/Misc	\$9,633	\$44,193	\$53,826	\$4,300	\$0	\$4,300	\$4,300	\$0	\$49,526	\$53,826	\$0
Construction - FF+E	\$0	\$235,571	\$235,571	\$0	\$0	\$0	\$0	\$0	\$235,571	\$235,571	\$0
Construction - Allocated Admin	\$3,853	\$393,597	\$397,450	\$42,900	\$0	\$42,900	\$42,900	\$0	\$354,551	\$397,450	\$0
Construction - Telecommunications	\$0	\$126,846	\$126,846	\$0	\$0	\$0	\$0	\$0	\$126,846	\$126,846	\$0
Construction - Project Contingency	\$15,600	\$80,187	\$95,787	\$0	\$0	\$0	\$0	\$0	\$95,787	\$95,787	\$0
Project Total	\$312,000	\$3,677,720	\$3,989,720	\$250,422	\$0	\$250,422	\$127,143	\$0	\$3,796,058	\$4,046,480	(\$56,760)

Project Notes:

Year Built: 1985
 Total Area (SF): 0
 SJC Priority: TBD

Safety: No incidents to report

Progress: 100% DD drawings have been submitted for review and pricing. Structural repairs are currently being conducted at the facility and are planned to take approximately 4 weeks to complete. The project has been scaled to fit the current budget. Under the scaled scope of work, the north half of the open bay will be retrofitted for HVAC instructional equipment currently owned by the College. The remaining half of the bay will stay as open space and be retrofitted once there is a need for additional instructional space.

Activities Next Period: Proceed to the CD phase of the design.

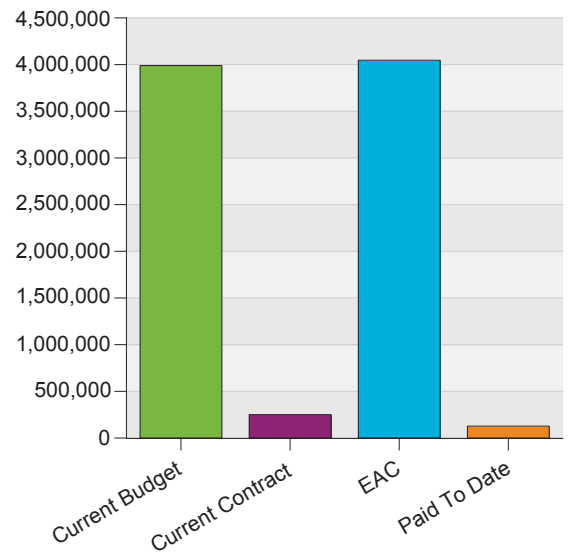
Issues: None

Cost Issues: None

RFI's: None

Submittals: None

Changes to Schedule: Master Schedule had been adjusted moving this project up in the schedule in order to free up existing space in the Jones Building to be utilized as "flex" space for future renovations. Based upon the need to procure a new architect to design this project, the schedule will be delayed. This delay will be mitigated as much as possible and updated on the master schedule accordingly.



Project Summary



SC - Academic Building Reno / ECHS - Project 3614

Program Manager: AECOM
 Project Manager: David Valtierra
 Architect: Gensler
 Contractor:

Schedule:

Project Phase	Actual Start	Actual Finish	2016	2017	2018	2019	2020	2021
			Q1 Q2 Q3 Q4	Q1 Q2 Q3 Q4	Q1 Q2 Q3 Q4	Q1 Q2 Q3 Q4	Q1 Q2 Q3 Q4	Q1 Q2 Q3 Q4
Program	01/08/18	02/06/18	□□□□	□□□□	■□□□	□□□□	□□□□	□□□□
Design (SD/DD/CD)	02/07/18	06/08/18	□□□□	□□□□	■□□□	□□□□	□□□□	□□□□
Procurement/Permit	11/19/18	02/18/19	□□□□	□□□□	□□■□	■□□□	□□□□	□□□□
Construction	02/19/19	07/08/19	□□□□	□□□□	□□□□	■□□□	□□□□	□□□□
Close-Out & Commissioning	07/05/19	08/05/19	□□□□	□□□□	□□□□	□□■□	□□□□	□□□□

Cost Status:

	Original Budget	Budget Adjustments	Current Budget	Original Contract	Executed Changes	Current Contract	Invoiced to Date	Pending Changes	Forecast Cost	Estimate at Completion (EAC)	Budget Variance
	\$0	\$607,634	\$607,634	\$0	\$0	\$0	\$0	\$0	\$607,634	\$607,634	\$0
Construction - Design	\$0	\$475,594	\$475,594	\$0	\$0	\$0	\$0	\$0	\$475,594	\$475,594	\$0
Construction - Design Reimbursables	\$0	\$28,536	\$28,536	\$0	\$0	\$0	\$0	\$0	\$28,536	\$28,536	\$0
Construction - Contractor PreConstr	\$0	\$6,088	\$6,088	\$0	\$0	\$0	\$0	\$0	\$6,088	\$6,088	\$0
Construction - Contractor	\$0	\$5,594,104	\$5,594,104	\$0	\$0	\$0	\$0	\$0	\$5,594,104	\$5,594,104	\$0
Construction - Pre-Design	\$0	\$44,896	\$44,896	\$0	\$0	\$0	\$0	\$0	\$44,896	\$44,896	\$0
Construction - Direct Admin/Misc	\$0	\$0	\$0	\$0	\$0	\$0	\$0	\$0	\$0	\$0	\$0
Construction - Allocated Admin	\$0	\$573,833	\$573,833	\$0	\$0	\$0	\$0	\$0	\$573,833	\$573,833	\$0
Construction - Telecommunications	\$0	\$266,333	\$266,333	\$0	\$0	\$0	\$0	\$0	\$266,333	\$266,333	\$0
Construction - Project Contingency	\$0	\$154,149	\$154,149	\$0	\$0	\$0	\$0	\$0	\$154,149	\$154,149	\$0
Construction - Program Non-Telecommunications Equipment	\$0	\$258,833	\$258,833	\$0	\$0	\$0	\$0	\$0	\$258,833	\$258,833	\$0
Project Total	\$0	\$8,010,000	\$8,010,000	\$0	\$0	\$0	\$0	\$0	\$8,010,000	\$8,010,000	\$0

Project Notes:

Year Built:
 Total Area (SF): 106,224
 SJC Priority:

Safety: No incidents to report

Progress: It was determined Building S7 and S9 would be the preferred location for the South Campus Early College High School (ECHS) program, and the Board of Trustees authorized engagement of an architect, Gensler, to initiate a proposal for assessment, programming and design. Gensler has set forth a proposal for Programming and Design Services, and completed an initial visit and assessment of Buildings 7 and 9

Activities Next Period: With assistance from the ECHS Leadership, the Architect has generated a draft program and AECOM will schedule a meeting with the relevant parties for review.

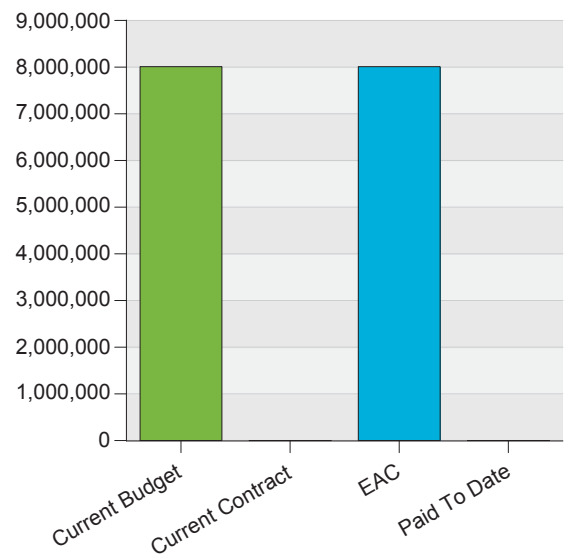
Issues: Code requirements are higher for ECHS than regular spaces. The architect must ensure all requirements are incorporated in their design. At the College request, the assessment will be broken into four (4) parts – Code Required, Core Required, Program Required and Cosmetic considerations.

Cost Issues: Funding for the ECHS programs at each campus is pending action from the Board of Trustees.

RFI's: None

Submittals: None

Changes to Schedule: Once all details for ECHS programming have been settled, insertion into the Project Schedule will be made.



San Jacinto College District 2015 Bond Program

Project: CW - Acoustical Study

Program Manager: AECOM

Project Manager: Kenneth English

Mel Butler

Architect: Rice & Gardner Consultants Inc.

Contractor:

Project Summary

CW - Acoustical Study



Schedule:

Project Phase	Actual Start	Actual Finish	2017 Q1 Q2 Q3 Q4	2018 Q1 Q2 Q3 Q4	2019 Q1 Q2 Q3 Q4	2020 Q1 Q2 Q3 Q4	2021 Q1 Q2 Q3 Q4	2022 Q1 Q2 Q3 Q4

Cost Status:

No Data Available

Project Notes:

Year Built:

Total Area (SF): 0

SJC Priority:

The updated draft Acoustical Design Guidelines have been distributed to the Architects for use in the ongoing and upcoming design projects.

Safety: None

Activities Next Period: The College will work with the selected Minor Projects Architect in developing scopes of work and related fees to address acoustical issues in the tested existing buildings.

Issues: Architectural services will be required to address aesthetic issues and developing proposed acoustic panel locations for the overall package of work in existing buildings. It is anticipated that a firm will be utilized from the Architects selected for the Minor Projects RFQ.

Cost Issues: A funding source for the installation of recommended acoustical treatment is being identified.

RFI's: None

Submittals: None

Changes to Schedule: None



Project Summary

CW - Data Closets - Project 3604



Schedule:

Project Phase	Actual Start	Actual Finish	2016				2017				2018				2019				2020				2021			
			Q1	Q2	Q3	Q4	Q1	Q2	Q3	Q4	Q1	Q2	Q3	Q4	Q1	Q2	Q3	Q4	Q1	Q2	Q3	Q4	Q1	Q2	Q3	Q4
Program/Scope	01/25/17	04/10/17																								
Design	05/09/17	10/06/17																								
Procurement/Bidding Phase	10/09/17	12/12/17																								
Construction	12/20/17	08/17/18																								
Close-Out & Commissioning	08/20/18	10/18/18																								

Cost Status:

	Original Budget	Budget Adjustments	Current Budget	Original Contract	Executed Changes	Current Contract	Invoiced to Date	Pending Changes	Forecast Cost	Estimate at Completion (EAC)	Budget Variance
Construction - Design	\$244,863	\$0	\$244,863	\$0	\$0	\$0	\$0	\$0	\$244,863	\$244,863	\$0
Construction - Design Reimbursables	\$14,692	\$0	\$14,692	\$0	\$0	\$0	\$0	\$0	\$14,692	\$14,692	\$0
Construction - Contractor PreConstr	\$0	\$0	\$0	\$0	\$0	\$0	\$0	\$0	\$0	\$0	\$0
Construction - Contractor	\$3,006,715	\$0	\$3,006,715	\$550,029	\$0	\$550,029	\$37,700	\$0	\$2,456,686	\$3,006,715	\$0
Construction - Pre-Design	\$39,179	\$0	\$39,179	\$0	\$0	\$0	\$0	\$0	\$39,179	\$39,179	\$0
Construction - Direct Admin/Misc	\$58,767	\$80,088	\$138,855	\$112,860	\$0	\$112,860	\$89,079	\$0	\$25,995	\$138,855	\$0
Construction - FF+E	\$0	\$0	\$0	\$0	\$0	\$0	\$0	\$0	\$0	\$0	\$0
Construction - Allocated Admin	\$52,884	\$878	\$53,762	\$12,898	\$0	\$12,898	\$12,898	\$0	\$40,864	\$53,762	\$0
Construction - Telecommunications	\$252,495	\$1,278	\$253,773	\$45,690	\$0	\$45,690	\$30,972	\$0	\$208,082	\$253,773	\$0
Construction - Project Contingency	\$199,007	(\$80,088)	\$118,919	\$0	\$0	\$0	\$0	\$0	\$118,919	\$118,919	\$0
Construction - Project Management	\$255,398	\$0	\$255,398	\$0	\$0	\$0	\$0	\$0	\$255,398	\$255,398	\$0
Project Total	\$4,124,000	\$2,156	\$4,126,156	\$721,477	\$0	\$721,477	\$170,649	\$0	\$3,404,679	\$4,126,156	\$0

Project Notes:

Year Built:
Total Area (SF): 0
SJC Priority: Priority 1-3

Safety:
 No incidents to report.

Progress:
 Package I – The building permit for South Campus has been approved for issuance by the City of Houston and will be secured by the Contractor during the first week of May 2018. Electrical work and equipment pad installations have begun at North and Central Campuses. Major equipment is on order and should be ready for delivery in June 2018.

Activities Next Period:
 Continue work at North and Central Campuses. Begin work at South Campus.

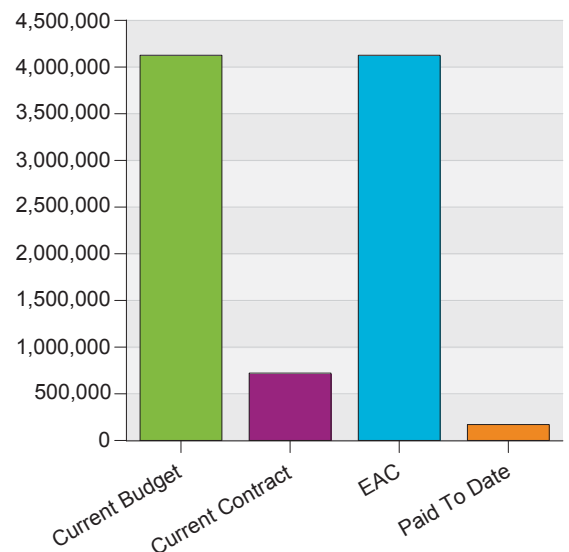

Issues:
 None

Cost Issues:
 None

RFI's:
 None

Submittals:
 None

Changes to Schedule:
 None



Project Summary

CW - Access/Security - Project 3606



Schedule:

Project Phase	Actual Start	Actual Finish	2016	2017	2018	2019	2020	2021
			Q1 Q2 Q3 Q4	Q1 Q2 Q3 Q4	Q1 Q2 Q3 Q4	Q1 Q2 Q3 Q4	Q1 Q2 Q3 Q4	Q1 Q2 Q3 Q4
Program - Scope	05/01/17	03/27/18	□□□□	■□□□	■□□□	□□□□	□□□□	□□□□

Cost Status:

	Original Budget	Budget Adjustments	Current Budget	Original Contract	Executed Changes	Current Contract	Invoiced to Date	Pending Changes	Forecast Cost	Estimate at Completion (EAC)	Budget Variance
Construction - Design	\$225,422	\$0	\$225,422	\$0	\$0	\$0	\$0	\$0	\$225,422	\$225,422	\$0
Construction - Design Reimbursables	\$9,168	\$0	\$9,168	\$0	\$0	\$0	\$0	\$0	\$9,168	\$9,168	\$0
Construction - Contractor PreConstr	\$0	\$0	\$0	\$0	\$0	\$0	\$0	\$0	\$0	\$0	\$0
Construction - Contractor	\$2,740,791	\$0	\$2,740,791	\$0	\$0	\$0	\$0	\$0	\$2,740,791	\$2,740,791	\$0
Construction - Pre-Design	\$42,365	\$44,981	\$87,346	\$86,190	\$0	\$86,190	\$79,590	\$0	\$1,156	\$87,346	\$0
Construction - Direct Admin/Misc	\$102,752	(\$32,578)	\$70,174	\$572	\$0	\$572	\$572	\$0	\$69,602	\$70,174	\$0
Construction - FF+E	\$0	\$0	\$0	\$0	\$0	\$0	\$0	\$0	\$0	\$0	\$0
Construction - Allocated Admin	\$104,761	\$1,741	\$106,502	\$25,581	\$0	\$25,581	\$25,581	\$0	\$80,921	\$106,502	\$0
Construction - Telecommunications	\$0	\$0	\$0	\$0	\$0	\$0	\$0	\$0	\$0	\$0	\$0
Construction - Project Contingency	\$102,741	(\$12,394)	\$90,347	\$0	\$0	\$0	\$0	\$0	\$90,338	\$90,338	\$9
Project Total	\$3,328,000	\$1,750	\$3,329,750	\$112,344	\$0	\$112,344	\$105,743	\$0	\$3,217,397	\$3,329,741	\$9

Project Notes:

Year Built:

Total Area (SF): 0

SJC Priority: Priority 1+

Safety:

No incidents to report

Progress:

The Assessment Team's final comments were transmitted to AECOM to compile into a practical list for the Assessment Team to prioritize based on SJCD needs. This list of recommended security priorities will be used as one aspect of a companion document.

Activities Next Period:

The Assessment Team will compile a companion document that makes recommendations for action on future security upgrades and modifications that mirrors the SJCD's needs and requirements.

Issues:

None

Cost Issues:

None

RFI's:

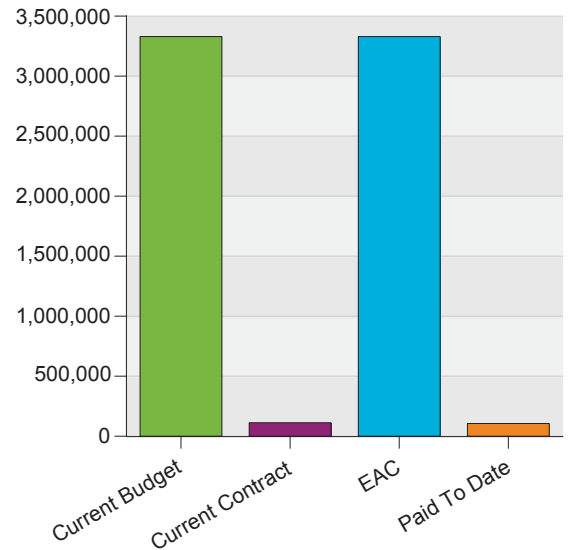
None

Submittals:

None

Changes to Schedule:

None



Project Summary

CW - DDC Network - Project 3613



Schedule:

Project Phase	Actual Start	Actual Finish	2016				2017				2018				2019				2020				2021			
			Q1	Q2	Q3	Q4	Q1	Q2	Q3	Q4	Q1	Q2	Q3	Q4	Q1	Q2	Q3	Q4	Q1	Q2	Q3	Q4	Q1	Q2	Q3	Q4
Program - Scope	01/02/17	01/27/17																								
Design	02/27/17	03/24/17																								
Procurement - Bidding Phase	03/28/17	06/26/17																								
Construction	07/10/17	02/09/18																								
Close-Out & Commissioning	02/12/18	03/13/18																								

Cost Status:

	Original Budget	Budget Adjustments	Current Budget	Original Contract	Executed Changes	Current Contract	Invoiced to Date	Pending Changes	Forecast Cost	Estimate at Completion (EAC)	Budget Variance
Construction - Design	\$53,557	\$41,693	\$95,250	\$65,795	\$0	\$65,795	\$20,014	\$0	\$29,455	\$95,250	\$0
Construction - Design Reimbursables	\$0	\$0	\$0	\$0	\$0	\$0	\$0	\$0	\$0	\$0	\$0
Construction - Contractor PreConstr	\$0	\$0	\$0	\$0	\$0	\$0	\$0	\$0	\$0	\$0	\$0
Construction - Contractor	\$2,067,352	\$0	\$2,067,352	\$480,870	\$0	\$480,870	\$480,870	\$0	\$1,586,482	\$2,067,352	\$0
Construction - Pre-Design	\$0	\$0	\$0	\$0	\$0	\$0	\$0	\$0	\$0	\$0	\$0
Construction - Direct Admin/Misc	\$1,764	\$0	\$1,764	\$0	\$0	\$0	\$0	\$0	\$1,764	\$1,764	\$0
Construction - FF+E	\$0	\$0	\$0	\$0	\$0	\$0	\$0	\$0	\$0	\$0	\$0
Construction - Allocated Admin	\$81,328	\$1,219	\$82,547	\$17,830	\$0	\$17,830	\$17,830	\$0	\$64,716	\$82,547	\$0
Construction - Telecommunications	\$0	\$7,405	\$7,405	\$7,405	\$0	\$7,405	\$7,405	\$0	\$0	\$7,405	\$0
Construction - Project Contingency	\$115,999	(\$49,098)	\$66,901	\$0	\$0	\$0	\$0	\$0	\$66,901	\$66,901	\$0
Project Total	\$2,320,000	\$1,219	\$2,321,219	\$571,900	\$0	\$571,900	\$526,119	\$0	\$1,749,319	\$2,321,219	\$0

Project Notes:

Year Built:

Total Area (SF): 0

SJC Priority: Priority 2/3

Safety:

No incidents to report

Progress:

Package I work was completed February 9, 2018, ahead of the contractual Substantial Completion date of March 16, 2018. ACR Engineering has issued a final completion report and work has been completed by Siemens.

ACR Engineering is preparing Engineering documents for Package II work to include further control panel upgrades and upgraded operator interface software and graphics across Central, North and South campuses. Documents are scheduled to be completed in early May 2018 with pricing from Siemens to follow in May 2018.

Activities Next Period:

Complete Engineering documents for Package II.

Issues:

None

Cost Issues:

None

RFI's:

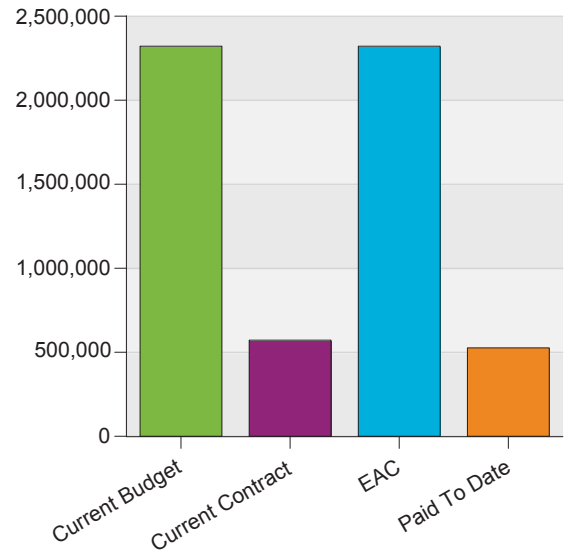

None

Submittals:

None

Changes to Schedule:

None



2008 Bond Program

Report As of April 30, 2018

Project	Base Budget	Budget Adjustments	Current Budget	Program Management Fees	Encumbered Funds	Total Expenditures	Remaining Balance	Percent of Budget Encumbered/ Expensed
Central								
Sub-total	-	-						
North								
722612 - NC Plant Chiller	14,225	1,721,732	1,735,957	154,346	103,584	1,628,246	4,127	99.76%
Sub-total	14,225	1,721,732	1,735,957	154,346	103,584	1,628,246	4,127	99.76%
South								
723914 - SC Softball Improvements	850,000	-	850,000	-	704,059	110,668	35,273	95.85%
Sub-total	850,000	-	850,000	-	704,059	110,668	35,273	95.85%
District								
720100 - Program Management	-	-	-	(9,605,947)	-	-	-	-
726800 - Contingency	14,626,260	(14,524,108)	102,152	-	-	-	102,152	-
726907 - Wayfinding Signage	50,000	950,000	1,000,000	10,924	-	42,728	957,272	4.27%
726811 - A.1/A.2 Building Renovations	-	1,311,000	1,311,000	-	-	-	1,311,000	-
726812 - Science Parks	-	490,000	490,000	-	-	-	490,000	-
722919 - NC Welcome Center Reconfiguration	-	400,000	400,000	-	-	-	400,000	-
723917 - SC Welcome Center Reconfiguration	-	400,000	400,000	-	-	-	400,000	-
Sub-total	14,676,260	(10,973,108)	3,703,152	(9,595,023)	-	42,728	3,660,424	1.15%
2008 Contingency Supplemental Projects								
721913 - CC - GE Ultrasound Machine	-	45,633	45,633	-	45,633	-	-	-
721915 - CC Police Vehicles	-	127,783	127,783	-	57,246	65,664	4,873	96.19%
721916 - CC FS Passenger Van	-	85,000	85,000	-	78,671	-	6,329	92.55%
721917 - CC FS Pick-Up/Mini Van	-	80,000	80,000	-	77,729	-	2,271	97.16%
722912 - NC Cardiac Monitor	-	20,312	20,312	-	-	8,995	11,317	44.28%
723915 - SC - Traveler, Border, and Leg Curt	-	61,000	61,000	-	60,545	-	455	99.25%
726909 - Dist Network/Wireless Equipment	-	784,920	784,920	-	-	780,871	4,049	99.48%
726911 - Dist Enterprise Applications: ILP	-	81,034	81,034	-	-	79,965	1,069	98.68%
726912 - Dist MAC Computer Refresh	-	615,000	615,000	-	-	301,232	313,768	48.98%
726913 - Dist Dell Lease Refresh/Bond Comp	-	125,000	125,000	-	58,902	4,920	61,178	51.06%
726914 - Dist - System Admin Storage Refresh	-	167,000	167,000	-	-	-	167,000	-
726915 - Dist - Inv/Procure Ford Transit 250	-	64,000	64,000	-	-	-	64,000	-
726916 - Dist - College Wide Scheduling Sys	-	200,000	200,000	-	-	-	200,000	-
726917 - Dist - CPD Evolve Software	-	100,000	100,000	-	-	-	100,000	-
726918 - Dist Marketing Website Devel	-	250,000	250,000	-	185,250	14,750	50,000	80.00%
726919 - Dist Marketing Printer	-	7,500	7,500	-	1,856	597	5,047	32.71%
726921 - Dist - Transcripts Solution Lexmark	-	248,954	248,954	-	248,954	-	-	-
726810 - 2008 Contingency Supplemental Projects	-	56,076	56,076	-	-	-	56,076	-
Sub-total	-	3,119,212	3,119,212	-	814,786	1,256,994	1,047,432	66.42%
Supplemental Projects closed								
721911 - CC OR Electric Bed	-	19,146	19,146	-	-	19,146	-	100.00%
721912 - CC Full Body Phantom	-	-	-	-	-	-	-	-
721914 - CC Engine Driver Welder	-	18,288	18,288	-	-	18,288	-	100.00%
722911 - NC Library Security Gates	-	-	-	-	-	-	-	-
722913 - NC Nursing Kelley	-	24,385	24,385	-	-	24,385	-	100.00%
722914 - NC Tablet/Capsule Counter	-	4,590	4,590	-	-	4,590	-	100.00%
722915 - NC Monument Room AV Update	-	20,818	20,818	-	-	20,818	-	100.00%
723916 - SC SimMan 3G	-	90,568	90,568	-	-	90,568	-	100.00%
726910 - Dist Juniper Switches	-	902,012	902,012	-	-	902,012	-	100.00%
726920 - Dist Marketing Computers	-	-	-	-	-	-	-	-
Sub-total	-	1,079,807	1,079,807	-	-	1,079,807	-	100.00%
Projects Closed								
Sub-total	279,459,515	5,052,357	284,511,872	9,440,677	-	284,511,872	-	100.00%
TOTALS	295,000,000	-	295,000,000	-	1,622,429	288,630,315	4,747,256	98.39%

2015 Revenue Bond Program

As of April 30, 2018

Project	Base Budget	Budget Adjustments	Current Budget	Program Management Fees	Total Budget	Encumbered Funds	Total Expenditures	Remaining Balance	Percent of Budget Encumbered/Expensed
North - CIT									
722916 NC - CIT Graphics	-	62,000	62,000	-	62,000	37,282	-	24,718	60.13%
722918 NC - CIT Acoustics	-	200,000	200,000	-	200,000	82,892	-	117,108	41.45%
Contingency (726900)	2,408,355	4,274,803	6,683,158	-	6,683,158	-	-	6,683,158	-
Sub-total	2,408,355	4,536,803	6,945,158	-	6,945,158	120,174	-	6,824,984	1.73%
Projects Closed									
722909 - North CIT	47,591,645	(6,039,719)	41,551,926	753,966	42,305,892	-	42,305,892.00	-	101.81%
722909 - Program Manager	-	753,966	753,966	(753,966)	-	-	-	-	-
726908 - Dist Campus Purchases	-	748,950	748,950	-	748,950	-	748,950.00	-	100.00%
Sub-total	47,591,645	(4,536,803)	43,054,842	-	43,054,842	-	43,054,842	-	100.00%
TOTALS	50,000,000	-	50,000,000	-	50,000,000	120,174	43,054,842	6,824,984	86.35%

MONTHLY OPERATIONS REPORT - FACILITIES SERVICES

As of May 4 2018

Monthly Amounts	Target	Sep '17	Oct '17	Nov '17	Dec '17	Jan '18	Feb '18	Mar '18	Q1 '18	Apr '18	May '18	Jun '18
Personnel Safety												
Recordable Accidents, Events	0	-	-	-	-	1	1	-	2	1		
Near Misses, Incidents	0	-	2	2	-	-	-	2	2	-		
Work Orders / Work Tasks												
Work Orders Completed		2,279	2,534	2,017	1,835	2,438	2,373	2,133	6,944	2,436		
Work Orders Open		352	549	144	325	694	530	559	1,783	478		
Work Orders Audit Compliance	100%	90%	100%	90%	95%	100%	95%	100%	98%	90%		
Preventive vs. Corrective Maintenance	20-30%	16%	19%	25%	30%	27%	16%	22%	22%	22%		
Facilities Inventory Management												
Inventory Line Items		2,111	2,118	2,128	2,141	2,161	2,172	2,173	2,173	2,148		
Periodic Inventory Audit Compliance (monthly)	100%	100%	100%	98%	100%	100%	100%	100%	100%	100%		
Fuel Reconciliation Reports Audit Compliance	100%	100%	100%	100%	100%	100%	100%	100%	100%	100%		
Fuel Reconciliation Report Variance	0	1	1	2	2	1		-	1	-		
Facilities Systems Reliability												
System / Equipment Failures			3	2	3	6	7	3	16	-		
Customer Satisfaction¹												
Satisfactory Survey Results	>80%	86%	85%	96%	94%	92%	93%	91%	92%	91%		
Utilities^{2 & 3}												
Total Expenditure / Sq Ft - College		\$ 0.110	\$ 0.072	\$ 0.084	\$ 0.101	\$ 0.124	\$ 0.112	\$ 0.122	\$ 0.119	\$ 0.154		
Total Expenditure / Student Non Duplicated		\$ 10.813	\$ 7.116	\$ 8.239	\$ 9.973	\$ 11.624	\$ 10.473	\$ 11.396	\$ 11.165	\$ 14.414		
Facilities Operations Expenditures⁴												
Total Expenditure / Sq Ft - College		\$ 0.261	\$ 0.380	\$ 0.488	\$ 0.473	\$ 0.72	\$ 0.509	\$ 0.332	\$ 0.521	\$ 0.631		
Total Expenditure / Student Non Duplicated		\$ 25.697	\$ 37.371	\$ 48.031	\$ 46.585	\$ 67.44	\$ 47.607	\$ 31.086	\$ 48.712	\$ 59.080		
Mechanical, Electrical, Plumbing Personnel IFMA32												
Sq Ft / FTE - Plumbing	380,000	951,716	951,716	951,716	951,716	951,716	951,716	951,716	951,716	951,716		
Sq Ft / FTE - Mechanical (HVAC)	200,000	219,627	219,627	219,627	219,627	219,627	219,627	219,627	219,627	219,627		
Sq Ft / FTE - Electrical	308,000	317,239	356,894	356,894	356,894	356,894	407,878	407,878	390,883	475,858		
Custodial / Housekeeping Expenditures⁵												
Total Expenditure / Sq Ft - College		\$ 0.091	\$ 0.087	\$ 0.087	\$ 0.087	\$ 0.087	\$ 0.083	\$ 0.091	\$ 0.087	\$ 0.091		

¹ Average of overall Survey Monkey results and monthly TMA results

² Electrical power, natural gas, domestic water and sewer

³ Non duplicated student headcount

⁴ Facilities Department expenditures

⁵ Total SSC expenditures per month divided by total College GSF

Repair and Renovation

Report As of April 30, 2018

Project	Base Budget	Budget Adjustments	Current Budget	Executed Change Orders	Encumbered Funds	FY18 Expenditures	Total Expenditures	Moved to Construction in Process	Remaining Balance	Percent of Budget Encumbered/ Expensed
Central										
F18001 CC - Central Misc.	-	23,027	23,027	-	1,342	12,089	12,089	-	9,596	58.33%
F18005 CC - Central Lifecycle Furniture	-	100,000	100,000	-	61,675	38,182	38,182	-	143	99.86%
F18013 CC - C14.200 Conference Room Renova	-	5,220	5,220	-	1,280	3,888	3,888	-	52	99.00%
F18021 CC - C11 Hallways	-	48,980	48,980	-	48,980	-	-	-	-	100.00%
F18022 CC - C32 Eye Wash	-	6,953	6,953	-	6,953	-	-	-	-	100.00%
F18023 CC - C16.114b Administrative/AA Off	-	5,337	5,337	-	5,337	-	-	-	-	100.00%
F18026 CC - C11.1051c Renovation	-	5,635	5,635	-	5,635	-	-	-	-	100.00%
F18033 CC - C1 Help Desk	-	9,993	9,993	-	9,993	-	-	-	-	100.00%
F18034 CC - C3.302 Conference Rm Renovaton	-	8,638	8,638	-	8,638	-	-	-	-	100.00%
Sub-total	-	213,783	213,783	-	149,833	54,159	54,159	-	9,791	95.42%
North										
F18002 NC - North Misc.	-	20,000	20,000	-	4,847	4,464	4,464	-	10,689	46.56%
F18006 NC - North Lifecycle Furniture	-	50,000	50,000	-	16,056	33,349	33,349	-	595	98.81%
F18011 NC - N6 Acoustical Improvements	-	40,000	40,000	-	5,500	-	-	-	34,500	13.75%
F18039 NC - NCIT Acoustics	-	8,600	8,600	-	8,600	-	-	-	-	100.00%
Sub-total	-	118,600	118,600	-	35,003	37,813	37,813	-	45,784	61.40%
South										
F18003 SC - South Misc.	-	20,000	20,000	-	-	10,892	10,892	-	9,108	54.46%
F18007 SC - South Lifecycle Furniture	-	50,000	50,000	-	49,998	-	-	-	2	100.00%
F18028 SC - S6.160 Acoustical Improvements	-	40,000	40,000	-	5,500	-	-	-	34,500	13.75%
F18030 SC - S1.255 Lab Conversion	-	15,190	15,190	-	15,190	-	-	-	-	100.00%
Sub-total	-	125,190	125,190	-	70,688	10,892	10,892	-	43,610	65.16%
District										
F18004 Dist - College Administration Misc.	-	10,000	10,000	-	646	4,096	4,096	-	5,258	47.42%
F18008 Dist - A..1 Restroom ADA Renovation	-	49,700	49,700	-	-	16,400	16,400	-	33,300	33.00%
F18017 Dist - A1.101b	-	7,905	7,905	-	7,905	-	-	-	-	100.00%
F18024 DIST - A2 Landscaping	-	12,633	12,633	-	12,633	-	-	-	-	100.00%
Sub-total	-	80,238	80,238	-	21,184	20,496	20,496	-	38,558	51.95%
Contingency (720700)	1,469,127	(546,827)	922,300	-	-	-	-	-	922,300	-
Sub-total	1,469,127	(546,827)	922,300	-	-	-	-	-	922,300	-
Projects Closed										
F17073 SC - S12 ILC Window Tint	-	9,016	9,016	-	-	9,016	9,016	-	-	100.00%
Sub-total	-	9,016	9,016	-	-	9,016	9,016	-	-	100.00%
TOTALS	1,469,127	-	1,469,127	-	276,708	132,376	132,376	-	1,060,043	27.85%